

Hillsborough Police Department



Quarterly Transparency Report

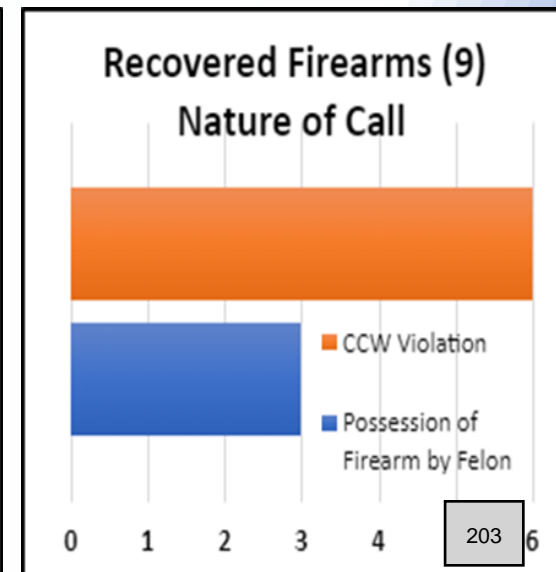
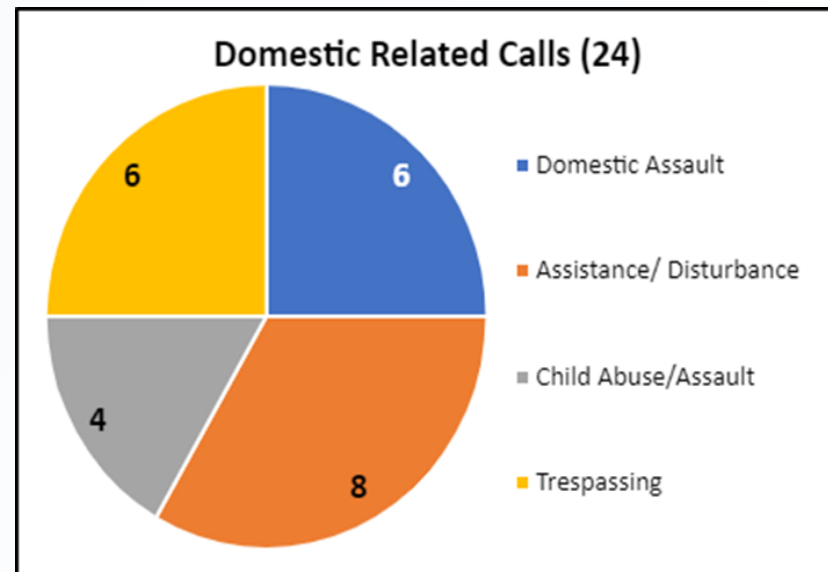
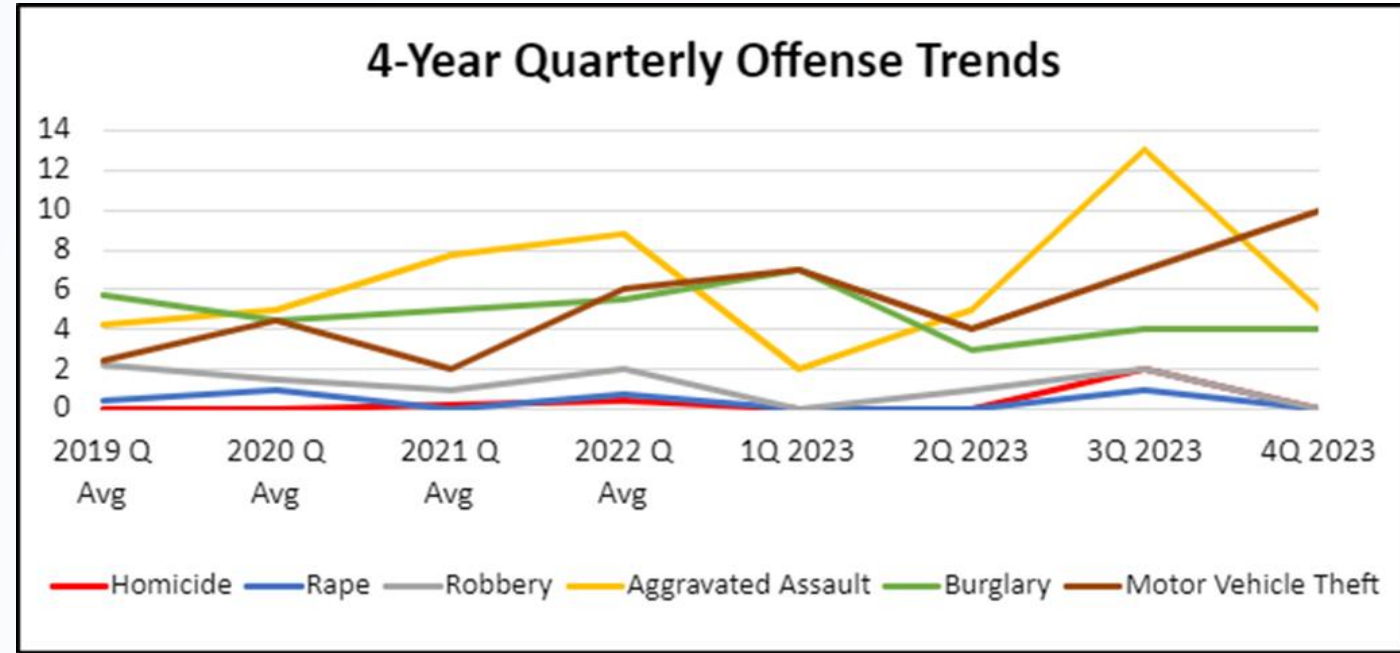
October-December 2023

This report summarizes quarterly activity and data in the following areas:

- Reported Incidents and Crimes
- Arrest Data
- Internal Accountability
- Use of Force
- Mental Health Response
- Marijuana and Paraphernalia Enforcement
- Traffic Enforcement Focuses
- Traffic Stop Data
- Search Data
- Department Training
- Community Engagement
- Employee Accomplishments and Recognitions

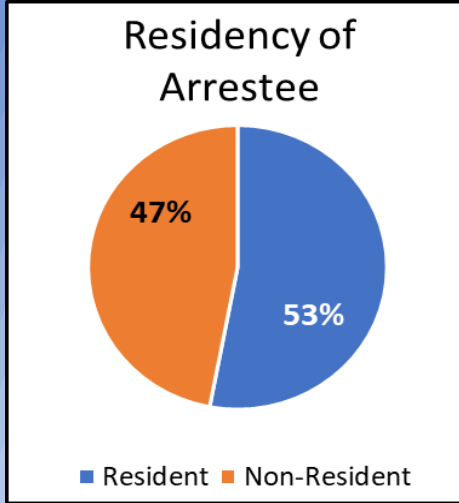
Reported Incidents

UCR Part 1 Reported Crimes	Jan-Mar	Apr-Jun	Jul-Sep	Oct-Dec	YTD
Homicide	0	0	2	0	2
Rape	0	0	1	0	1
Robbery	0	1	2	0	3
Aggravated Assault	2	5	13	5	25
Part 1 Violent Crimes Total	2	6	18	5	31
Burglary	7	3	4	4	18
Larceny/Theft	88	87	116	101	392
Motor Vehicle Theft	7	4	7	10	28
Part 1 Property Crimes Total	102	94	127	115	438
Other Offenses Reported	Jan-Mar	Apr-Jun	Jul-Sep	Oct-Dec	YTD
Drug Offenses	13	15	15	15	58
Simple Assault	24	24	20	31	99
Forgery/Counterfeit	0	3	1	2	4
Fraud	20	6	6	12	44
Embezzlement	3	2	2	4	11
Stolen Property	3	0	3	0	6
Vandalism	20	9	12	14	55
Prostitution	0	0	0	0	0
Other Sex Offenses	1	10	1	0	12
Gambling	0	0	0	0	0
Offense against family/child	0	1	1	0	2
DWI	4	4	8	6	22
Alcohol Violations	0	0	0	1	1
Disorderly Conduct	1	0	2	0	3



Arrest Summary

HPD Officers made a total of 88 Criminal Arrests of individuals during this quarter, with a total of 137 separate charges.



Current Quarter Arrests					
	B	H	W	O/U	TOTAL
Custodial Arrest	11	0	14	2	27
Citation/Summons	18	1	13	1	33
Warrant Service	16	2	10	0	28
Total Arrests	45	3	37	3	88
Residency					
Resident	24	1	20	1	46
Non-Resident	21	2	17	2	42

OCPAD

Orange County Pre-Arrest Diversions	3
3 Larceny Incidents	

TOTAL OF ALL CHARGES	137
WARRANT SERVICE	26
LARCENY-SHOPLIFTING/CONCEAL	12
DRIVING WHILE IMPAIRED	11
LARCENY-MISDEMEANOR	11
RESIST DELAY OBSTRUCT	9
DRUG VIOLATION	7
ALL OTHER OFFENCES	5
CARRYING A CONCEALED WEAPON	4
SELL/GIVE TO UNDERAGE PERSONS	4
ASSAULT ON A LEO/GOVT OFFICIAL	3
ASSAULT-SIMPLE	3
CHILD ABUSE/NEGLECT-NON VIOLENT	3
INJURY TO PERSONAL PROPERTY	3
LARCENY BY EMPLOYEE	3
LARCENY-FELONY	3
POSSESS DRUG PARAPHERNALIA	3
POSSESS MARIJUANA	3
TRESPASSING-2ND DEGREE	3
B&E TO A VEHICLE	2
COMMUNICATING THREAT	2
DWLR	2
POSSESSION OF FIREARM BY FELON	2
ALL OTHER DRUG VIOLATIONS	1
ASSAULT ON A FEMALE	1
ASSAULT WITH DEADLY WEAPON	1
DRUNK AND DISRUPTIVE	1
HIT AND RUN	1
IDENTITY THEFT	1
LARCENY OF A FIREARM	1
LARCENY-ALL OTHER	1
LARCENY-SWITCHING PRICE TAG	1
OPEN CONTAINER WHILE DRIVING	1
POSSESSION OF STOLEN VEHICLE	1
SPEEDING TO ELUDE ARREST	1
TRAFFIC OFFENCE NOT DWI	1

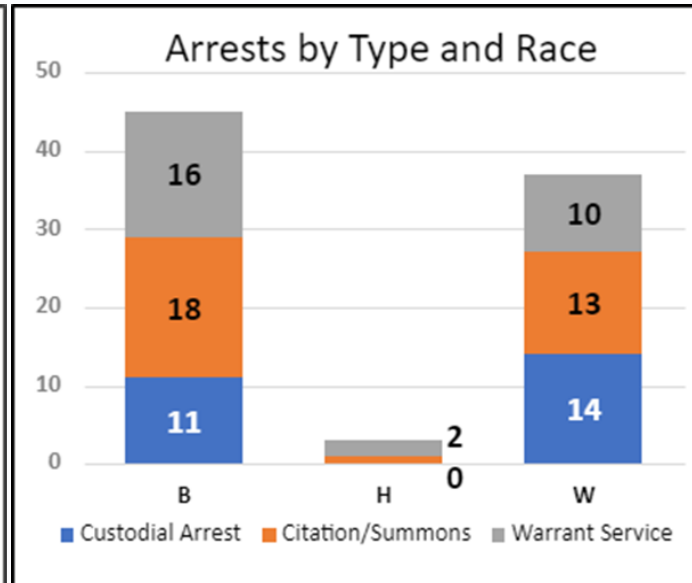
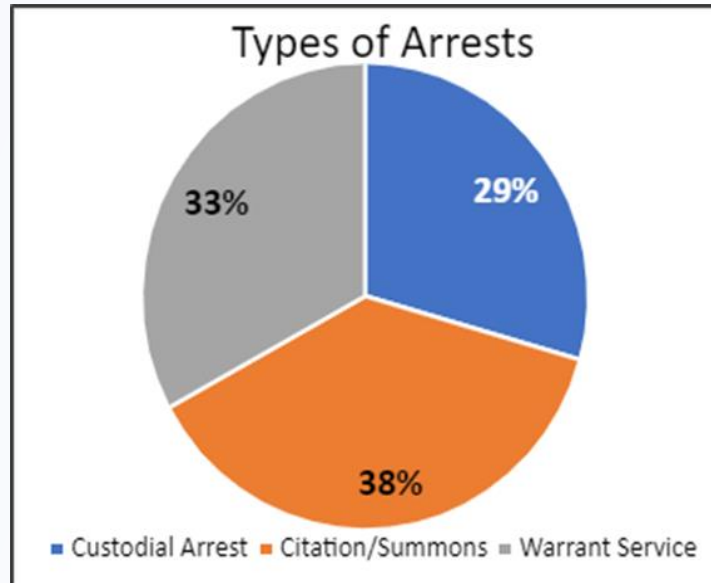
Definitions:

Custodial Arrests are typically on-view crimes for which an officer makes a physical arrest and takes the subject before a magistrate.

Warrant Service means an officer made a physical arrest for a previously existing warrant or order for arrest.

Citation/Summons means the offender was issued a citation or served a summons and was not taken into custody.

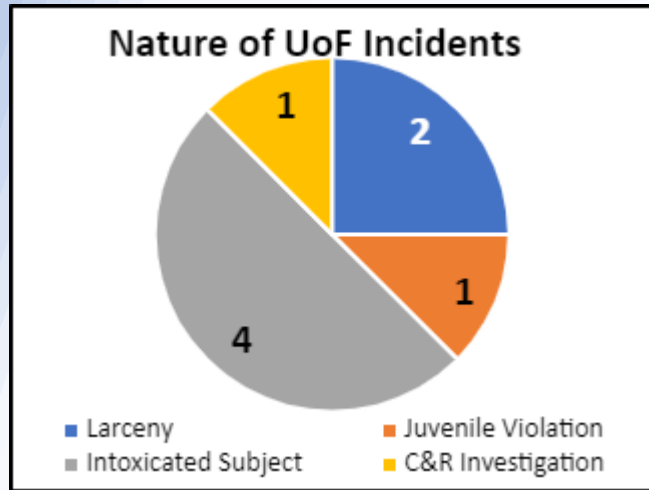
Section 8, Item C.



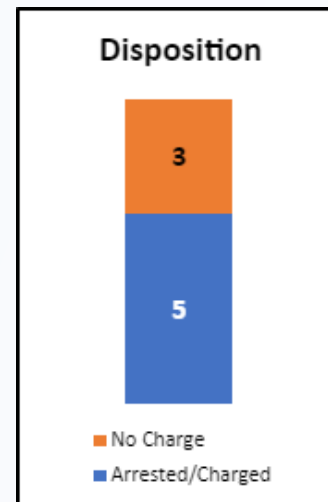
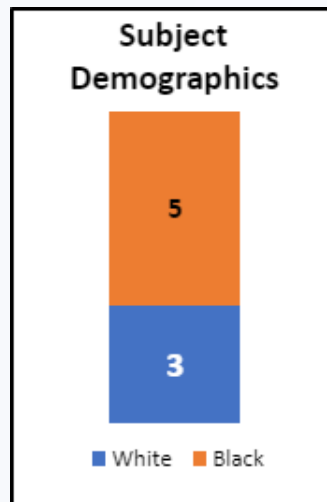
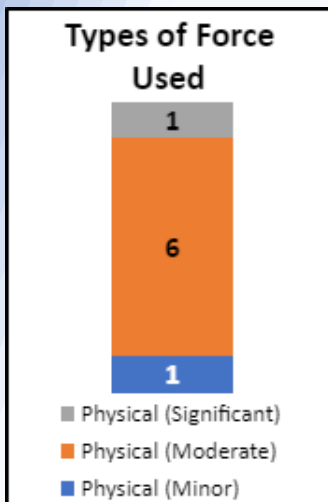
Use of Force

HPD's review of 14 force-related incidents this quarter found that force of some type was used in 8 of the incidents and involved 8 subjects and 18 officers.

Summary of Use of Force Incidents



- An intoxicated subject at a disturbance call refused to listen to officers' commands. They had to restrain him by holding him in place so EMS could check him out. (*Physical – moderate*)
- Officers had to physically carry an intoxicated subject off the concrete to the grass when he was having a seizure. (*Physical – moderate*)
- A subject assaulted an officer during a careless and reckless vehicle investigation. Officers grabbed the subject and held him in place as they applied handcuffs. (*Physical – moderate*)
- Officers had to grab a subject's arms as he refused to be transported to the police station. They then had to guide the subject toward the police vehicle as the subject pushed back against officers. (*Physical – moderate*)
- A larceny suspect had a taser pointed at them after they refused to drop a knife. Once the knife was away, the officer had to take the subject to the ground due to them refusing commands. (*Physical – significant*)
- An intoxicated subject had to be restrained when he threatened to assault an officer. The subject's legs were picked up and put into the patrol car when they refused to get in. (*Physical – minor*)
- A larceny suspect had to be held down on the ground while having a seizure for their safety. (*Physical – moderate*)
- During a DWI investigation, officers had to pull an intoxicated subject into a patrol car to be transported for processing. (*Physical – moderate*)



Internal Accountability

Details on Displays of Force

- After being advised that a suspect had a knife on them, an officer displayed their duty weapon when the suspect failed to follow commands to take their hands out of their pockets.
- Officers responded to a report of individual running around with guns. Officers arrived on scene and had their weapons displayed until they were able to secure the scene.
- While attempting to serve a domestic assault warrant, an officer found the suspect hiding in a closet. The officer drew their duty weapon and ordered the suspect out until they were secured in handcuffs.
- Officers drew their duty weapons on a suspect in a vehicle who kept violently driving their vehicle forward and in reverse near the officers. The suspect then took off in the vehicle and was pursued by neighboring jurisdictions.
- Officers responded to the scene of a subject being assaulted by a knife. An officer displayed their duty weapon until the suspect was placed in handcuffs.
- Officers located a vehicle that had fled the scene of a traffic stop. The responding officer displayed their duty weapon until they were able to determine the scene was safe.

14 Use of Force Reviews

- 8 Uses of Force
 - 1 Physical (minor)
 - 6 Physical (moderate)
 - 1 Physical (significant)
- 6 Displays of Force
 - 5 Firearm Displays
 - 1 Taser Display

% of Arrests w/ Use of Force

	4Q	%
Total Arrests	88	7%
Arrests w/ UoF	6	
	YTD	%
Total Arrests	327	4%
Arrests w/ UoF	14	

Internal Accountability Reviews

Use of Force Reviews	14
Complaints	2
Pursuit/Refuse to Stop	4
Internal/Admin	1
PEWS	3
Safety/Accident	1
TOTAL IA REVIEWS	25

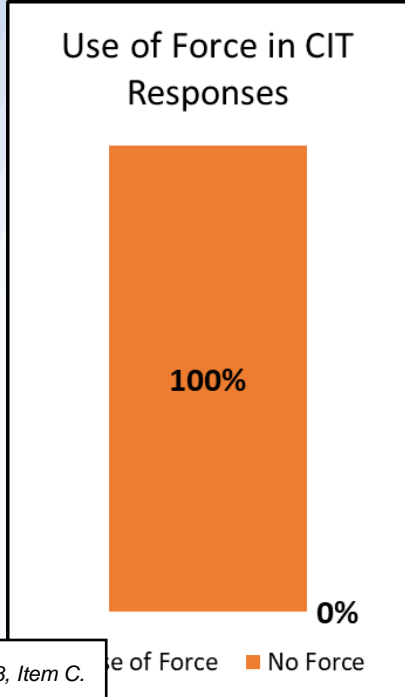
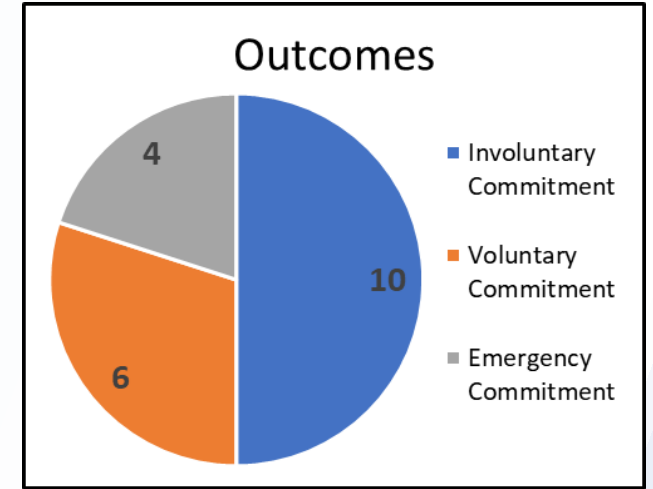
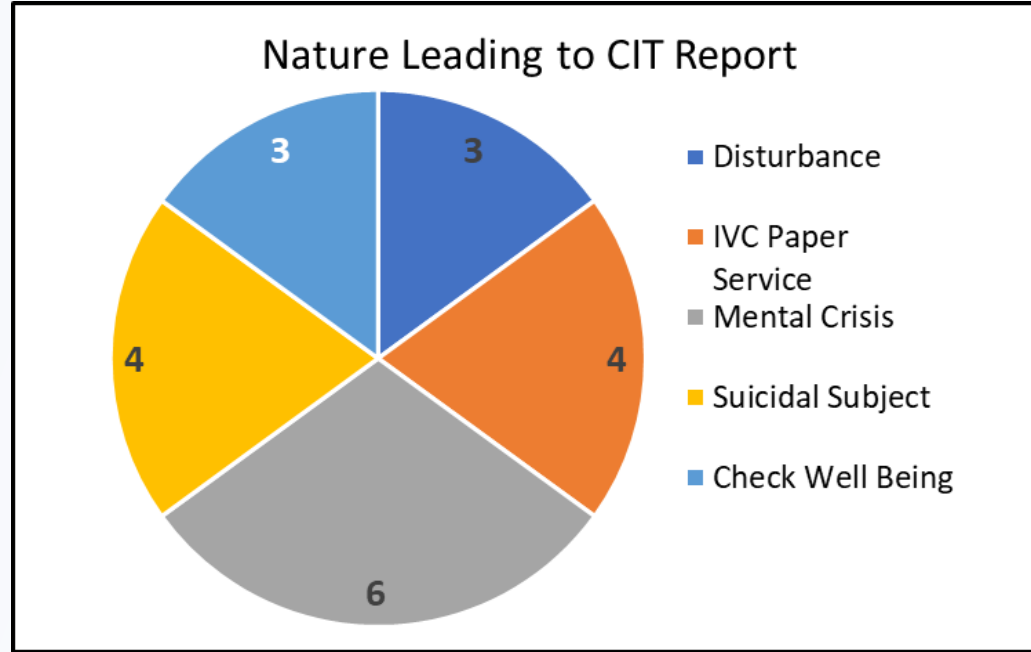
Summary of Complaints

- A citizen complained an officer was distracted while driving and almost hit them. (Not Sustained)
- A citizen complained an officer was rude to them over a Section 8, Item C. ot. (Sustained)

Mental Health/Crisis Response Calls

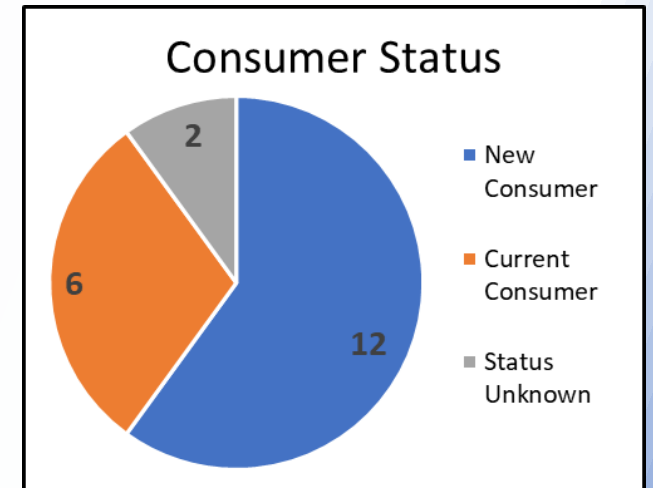
This section presents information on HPD responses to subjects having mental health issues or in crisis. The term “consumers” is used to describe these individuals. Data presented is based on reports in HPD’s records system.

Current Quarter	
<u>CIT Reports</u>	20
<u>Responses with Use of Force</u>	0
<u>Responses with Juvenile Consumer</u>	4



Details of Use of Force Situations:

- *There were no Use of Force Situations during mental health or crisis response calls this quarter.*

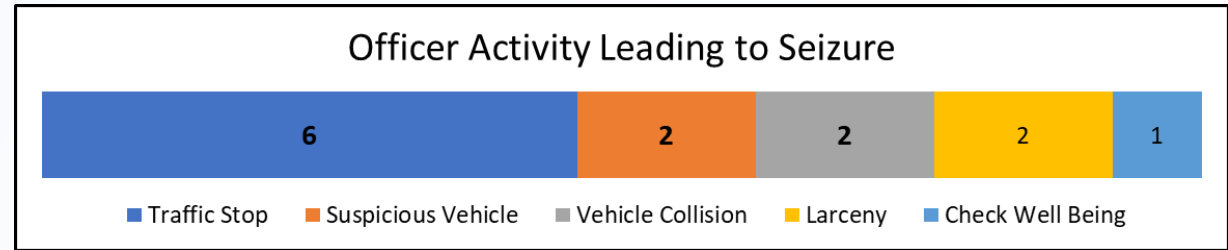


Marijuana (Schedule VI) Seizures

This section presents information on seizures of marijuana (MJ) and marijuana-related paraphernalia (P).
Drugs and paraphernalia not related to marijuana are not included.

Current Quarter	
Individuals with MJ/P Seized	13
Disposition	
No Resulting MJ/P Charge	9
Referred to OCPAD	0
Charged with MJ/P Only	1
Charged MJ/P w/ other criminal charges	3

Demographics			
B	W	H	O
7	6	0	0
Disposition			
5	4	0	0
0	0	0	0
0	1	0	0
2	1	0	0

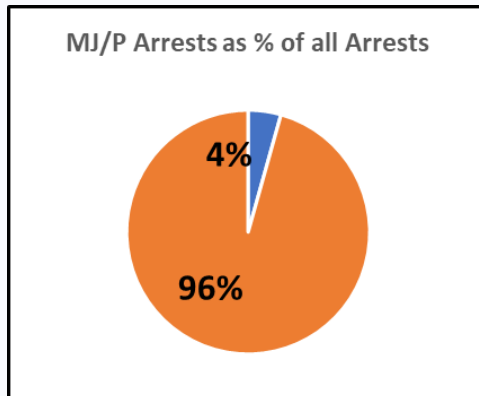
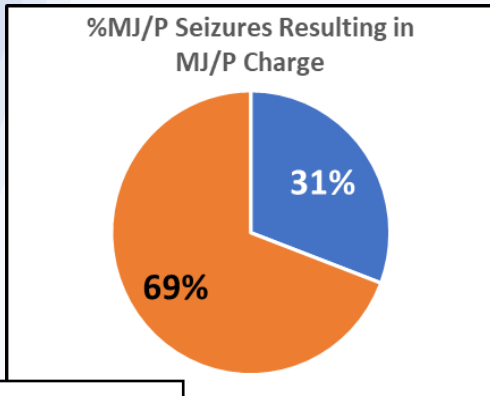


MJ/P Arrests as % of total arrests	
MJ/P Seizures	13
Arrests with MJ/P Charges	4
All Other Criminal Arrests	88

% MJ/P Seizure w/ arrest	MJ/P Arrests as % of all Arrests
31%	4%

Detail on cases Charged (4):

- Man charged with Felony Amount of Marijuana.
- Marijuana was charged along with other charges in three arrests:
 - Man charged with possessing marijuana in relation to being charged with Driving While Impaired.
 - Man charged with possession of marijuana, felony flee to elude, and child endangerment
 - Man charged with possession of marijuana, Driving While Impaired, Open Container, and Carrying a Concealed Weapon.



Traffic Enforcement Efforts

The Hillsborough Police Department spends time focusing on traffic issues that are received directly from our citizens and as part of the statewide Governor’s Highway Safety Program. HPD also incorporates locations where there have been accident trends as focus areas for enforcement efforts.

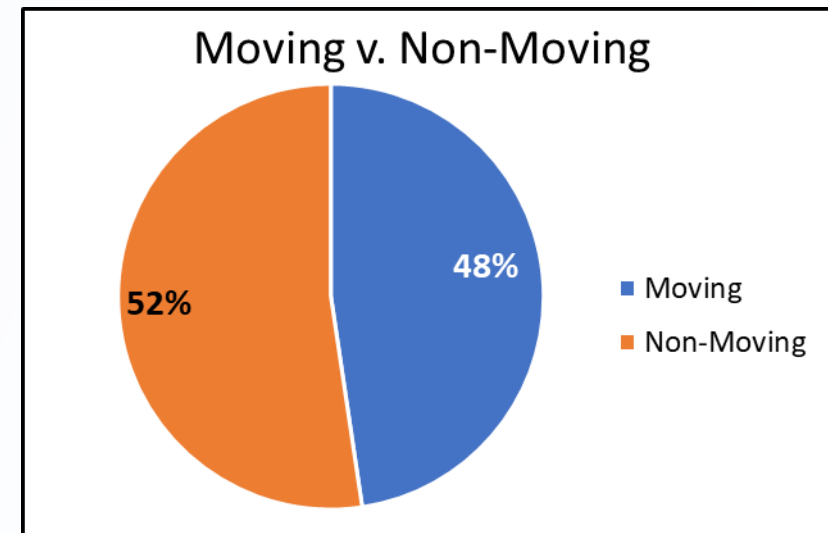
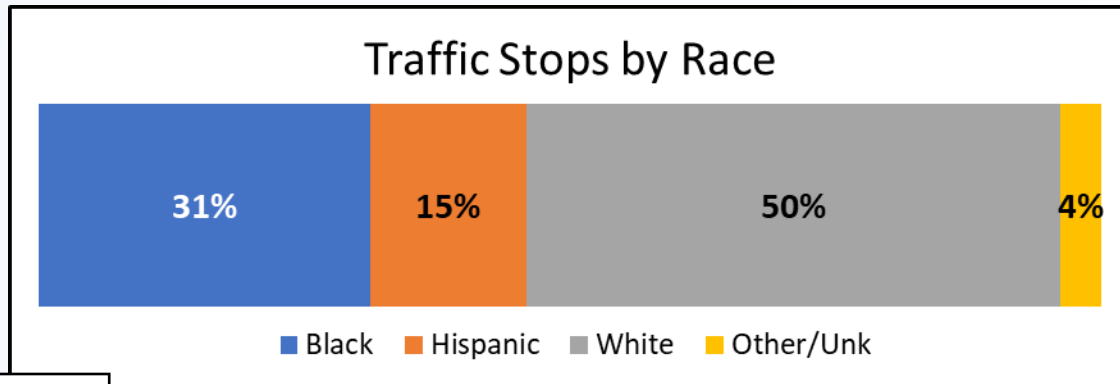
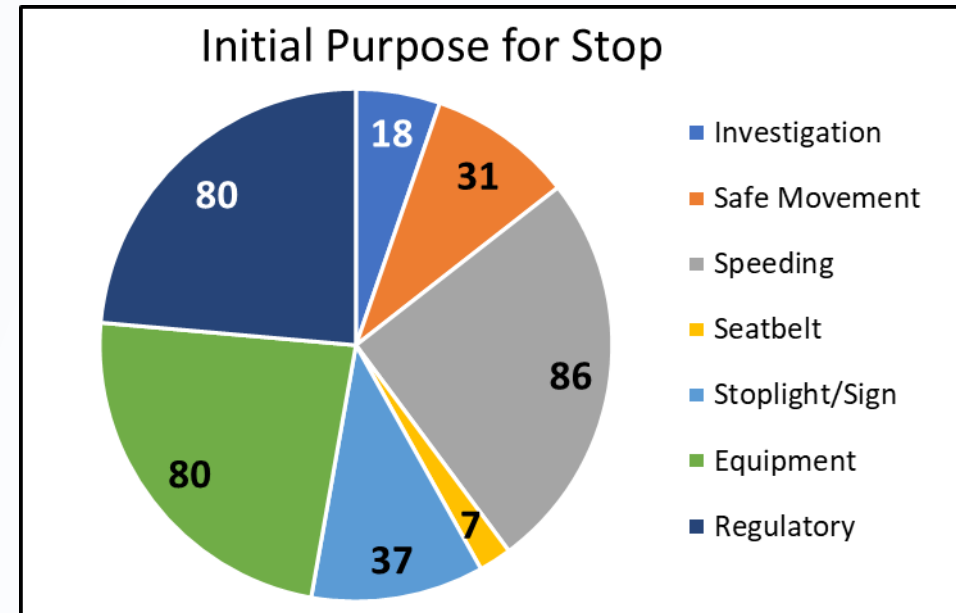
Local Complaints and Focus Areas			
Location	Complaint	Time Spent	Actions
Becketts Ridge	Speeding/Stop Signs	1 hr, 5 min	2 Stops, 1 VW, 1 WW
Cornwallis Hills Community	Stop Signs	1 hr	1 Stops, 1 VW
Fairview Community	Speeding/Stop Signs	50 min	No Action
Nash & Eno	Stops Signs	2 hrs, 34 min	No Action
Lakeshore Dr.	Speeding	2 hrs, 45 min	6 Stops, 4 Cit, 2 WW
West Hill Ave.	Speeding	6 hrs	2 Stops, 1 VW, 1 WW
Forrest Ridge Community	Speeding/Stop Signs	1 hrs, 33 min	No Action
Collins Ridge (Gold Hill Way)	Stop Signs	2 hrs	2 Stops, 2 WW
TOTALS		17 hrs, 51 min	13 Stops, 4 Cit, 6 WW, 3 VW

Governor’s Highway Safety Program Participation	
Campaigns	
Operation Firecracker	34 traffic violation charges (1 DWI), 2 criminal charges
Speeding Wrecks Lives	13 traffic violations, 3 criminal charges
Booze it and Loose it	10 traffic violations
Non-Campaigns (Hillsborough Specific)	
Daytime Enforcement	12 hours, 8 Operations
Nighttime Enforcement	6 hours, 3 operations

Cit=Citation
 WW=Written Warning
 VW=Verbal warning

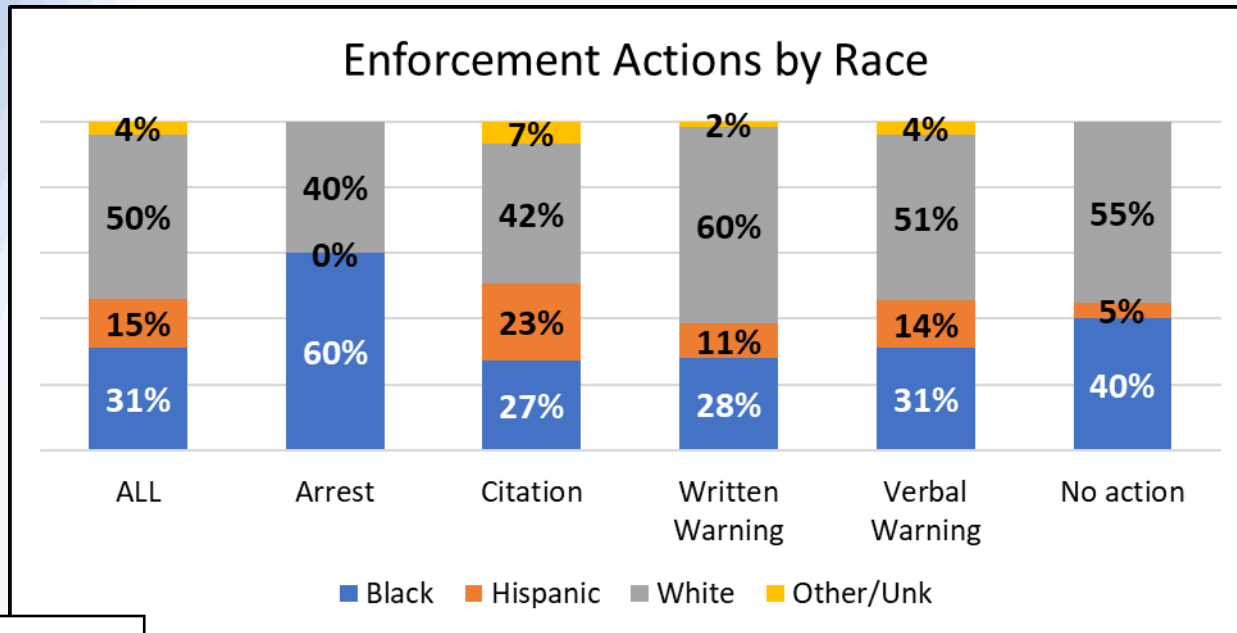
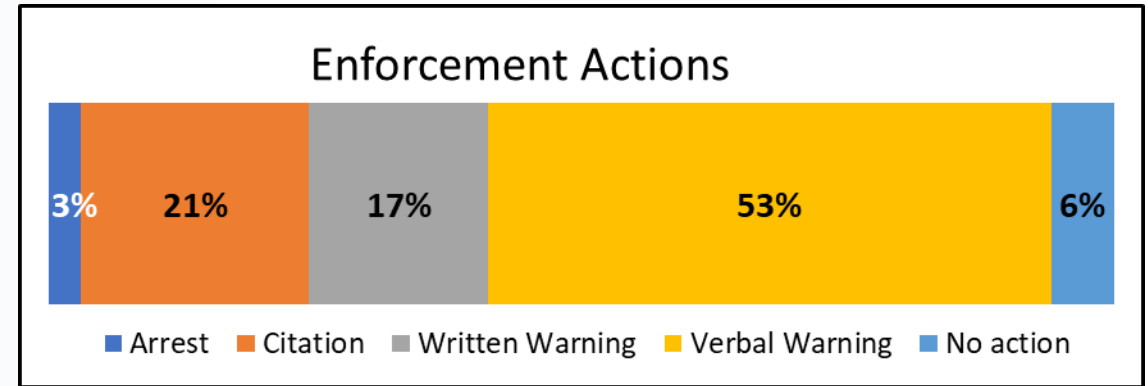
Traffic Stop Data (General)

Current Quarter	Traffic Stops and Initial Reason				
	Total	Black	Hispanic	White	Other/Unk
Total Traffic Stops	340	106	50	171	13
DWI	1	0	0	1	0
Investigation	18	6	1	11	0
Safe Movement	31	14	5	11	1
Speeding	86	19	14	47	6
Seatbelt	7	3	1	3	0
Stoplight/Sign	37	8	7	20	2
Equipment	80	24	15	38	3
Regulatory	80	32	7	40	1

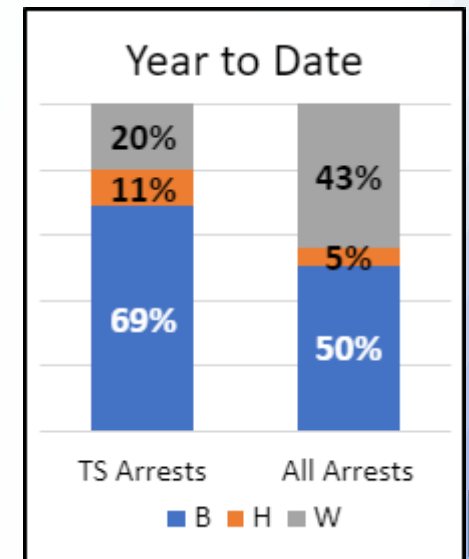
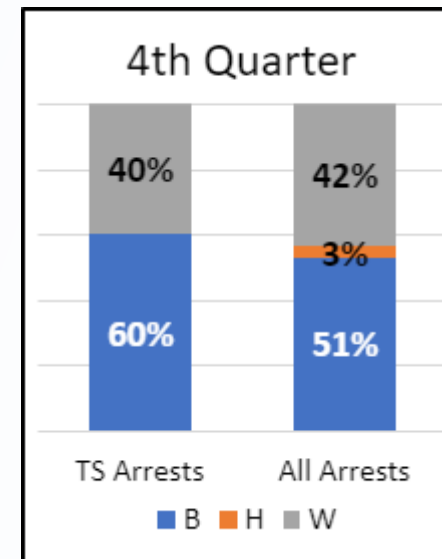


Traffic Stop Data (Enforcement)

Current Quarter	Enforcement				
	Total	Black	Hispanic	White	Other/Unk
All Enforcement	340	106	50	171	13
Arrest	10	6	0	4	0
Citation	73	20	17	31	5
Written Warning	57	16	6	34	1
Verbal Warning	180	56	26	91	7
No action	20	8	1	11	0

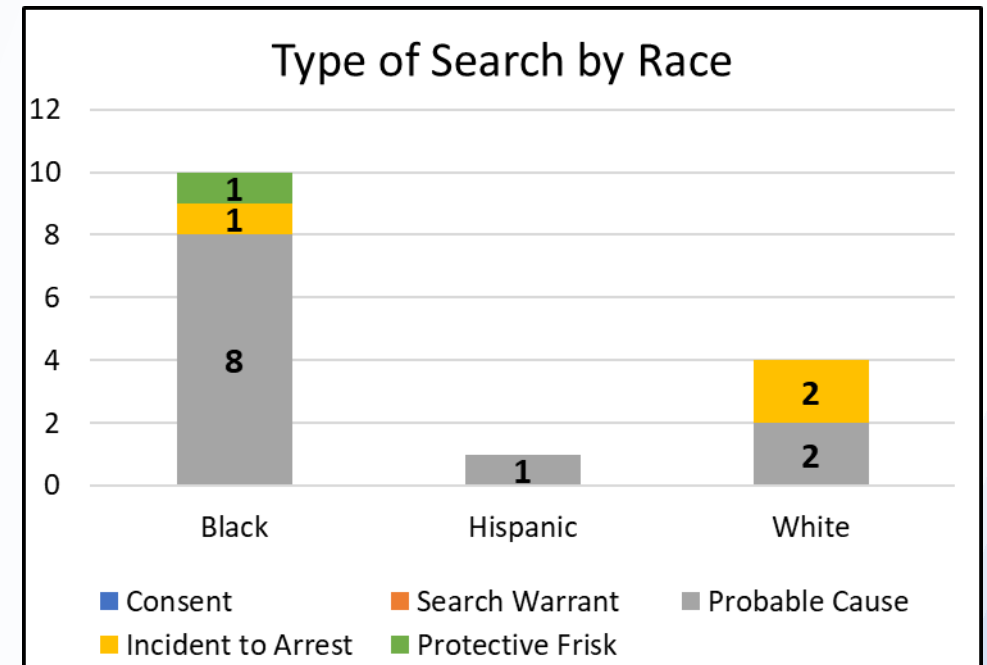


Traffic Stop Arrests Compared to All Arrests

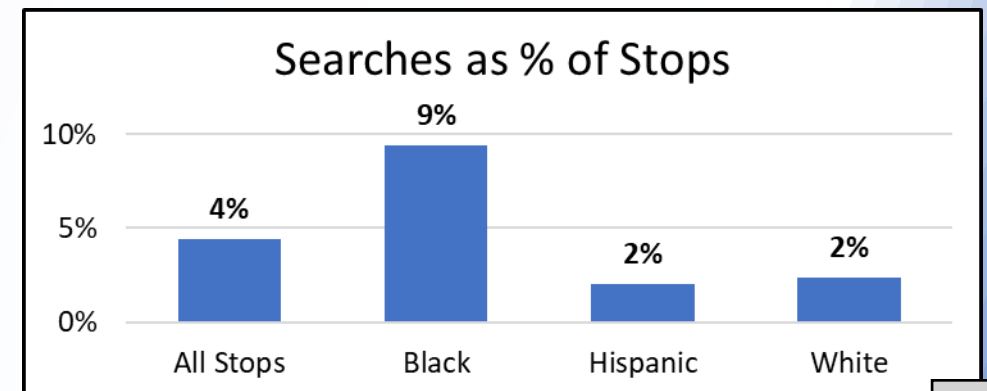


Search Data

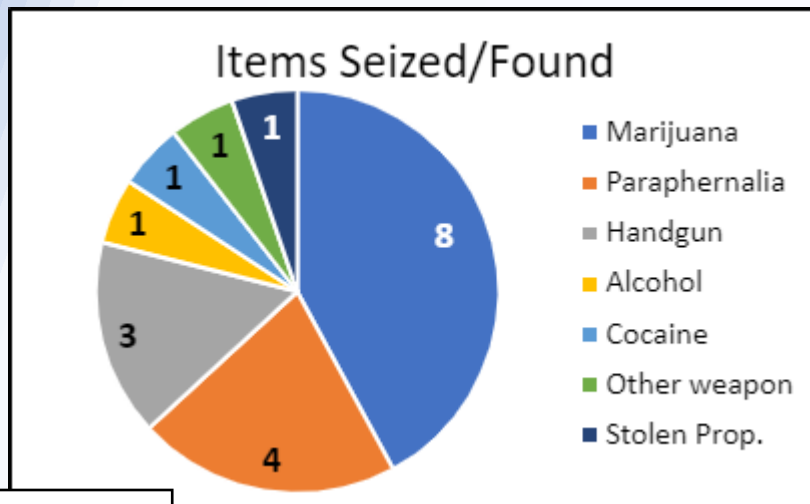
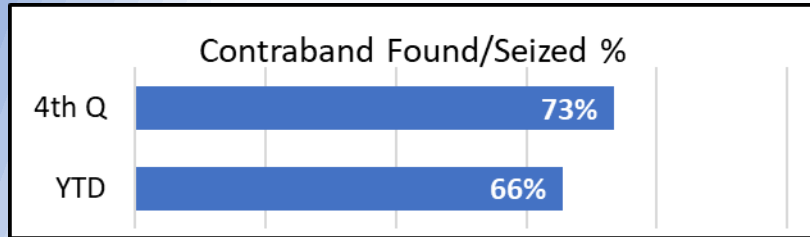
Current Quarter	Search Data – Search Types				
	Total	Black	Hispanic	White	Other/Unk
Total Traffic Stops	340	106	50	171	13
Total Searches	15	10	1	4	0
Consent	0	0	0	0	0
Search Warrant	0	0	0	0	0
Probable Cause	11	8	1	2	0
Incident to Arrest	3	1	0	2	0
Protective Frisk	1	1	0	0	0



Current Quarter	Search Data – Basis/Reason for Search				
	Total	Black	Hispanic	White	Other/Unk
Total Searches	15	10	2	3	0
Erratic/Suspicious Behavior	0	0	0	0	0
Observed suspected Contraband	8	6	1	1	0
Other Official Information	3	2	1	0	0
Suspicious Movements/Actions	0	0	0	0	0
Informant Tip	0	0	0	0	0
Multiple Basis Noted	4	2	0	2	0



Contraband Found?				
		Yes	No	Hit%
Total Searches	15	11	4	73%
Consent	0	0	0	na
Search Warrant	0	0	0	na
Probable Cause	11	9	2	82%
Incident to Arrest	3	1	2	33%
Protective Frisk	1	1	0	100%



Section 8, Item C.

Search Data (continued)

Search Details

- 3 searches was done after (incident to) an arrest.
- 1 search was done as a protective frisk after passenger fled from stop.
- 11 searches were based on Probable Cause
 - 3 were due to officer smelling marijuana and driver admitting to having it or having recently used it.
 - 2 were due to officer smelling marijuana and driver admitting to having it in vehicle.
 - 2 were the result of the vehicle initially fleeing officers then stopping and there being odor of marijuana.
 - 2 were larceny suspect who were stopped and officer observed stolen property in car or evidence of drug activity.
 - 1 the officer smelled marijuana and the driver admitted to having drugs and handgun in car.
 - 1 search as done after officer saw an open container in the vehicle.

Of the 15 incidents with searches, 10 (67%) involved an arrest or criminal charge. Of those 10, only 7 involved charges connected with contraband found during the search. The other 3 arrests/charges were not connected with the search, or the search was done as a result of the arrest.

Department Training

Elective Trainings Completed

- Gray/Gilliland - CIT (40 hours)
- Gregory/West – Supervisor Response for Death/Homicide (8 hours)
- Jones – Connected Vehicle Investigations (16 hours)
- Morales – Warrantless Searches (16 hours)
- Morales – Death and Violent Crime Scenes (8 hours)
- Spragins – Training Coordinator (1 hour)
- West – Suicide Investigations Procedures (16 hours)
- St. Pierre – 1st Line Supervision (40 hours)
- West – Credible Leadership Module 2 (100 hours)
- Chestnut – SFST Instructor Refresher (8 hours)
- Alvarez – Radar (40 hours)
- Alvarez/Burnette/Phuong/Soltys – INTOX (35 hours)
- Blackwell/Chelenza/Gregory – INTOX Recert (7 hours)
- Gregory – Taser Instructor Recert (8 hours)
- Gray/Jones – Patrol Rifle Armorer School (16 hours)
- Darden – Child Death Investigations (16 hours)
- Foster/Gregory – FBI Basic Supervisor Liability (24 hours)
- Felts - NC Homicide Conference (32 hours)
- Evans/Phuong - DEPO (24 hours)
- Foster/Duran – Crime Prevention Specialist (16 hours)

Mandatory Training

- Naloxone and LUCAS Machine Training (1 hour, 24 employees)
- Taser 7 Training (8 hours, 10 employees)
- MIST Combat Course (1 hour, 30 employees)
- Patrol Rifle Qualification (5 hours, 15 employees)
- NCLM Module 1 (8 hours, 1 employee)
- NCLM Module 1 Recertification (1 hour, 2 employees)

Training Hours	1 st Q	2 nd Q	3 rd Q	4 th Q	YTD
Mandatory	402	388	602	405	1,797
Non-Mandatory	640	871	756	718	2,985
Goal: >40 hrs/employee of non-mandated training annually					
Avg hrs/employee	21.3	29	25.2	23.9	99.4

Highlight: Training Division

HPD's Training Division is still holding weekly training for all members of the agency. This quarter officers were given a refresher on Naloxone use and how to assist EMS with the new LUCAS machine.

Type	Hours	Attendance
Gracie Survival Tactics Training	1.5	9
VR Training	3	2

- FEMA 860 (3 hours, 1 employee)
- FEMA 100 (1 hour, 1 employee)
- FEMA 200 (1 hour, 1 employee)
- FEMA 800 (1 hour, 1 employee)
- NCLM Anti-Bias Policing (2 hours, 30 employees)
- NCLM Supervisor Training Online (10 hours, 12 employees)

Community Engagement

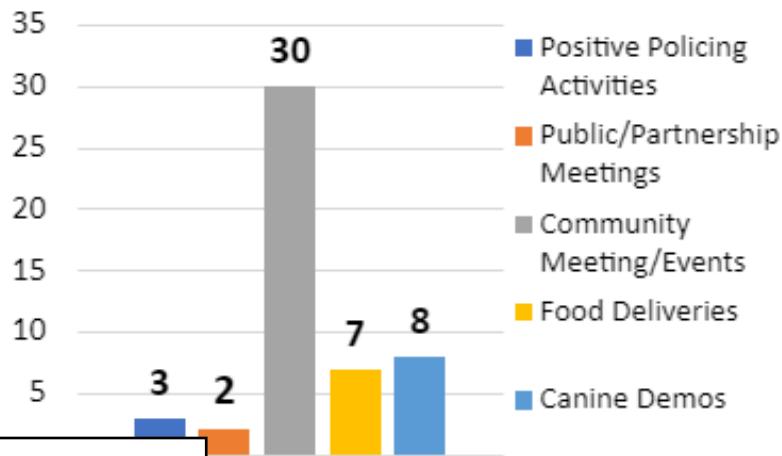
Definitions

- Positive Policing Activity – Services and actions by officers that go beyond the typical definition of policing. This can include acts of kindness and service, helping with problems, and providing meals or support to community members.
- Public/Partnership Meetings – Meetings with an agenda focused on community issues that intersect with policing such as Board of Commissioners or Project Safe Kids meetings.
- Community Meetings/Events – Community-based activities organized by the department or the community where officers attend, collaborate and/or coordinate, such as community watch meetings or events like Fairview Live.
- Food Deliveries – Assisting with food delivery to Hillsborough residents with mobility challenges such as Meals on Wheels and Passmore Center food box deliveries.
- Canine Demos – Educational demonstrations put on by HPD canine teams.

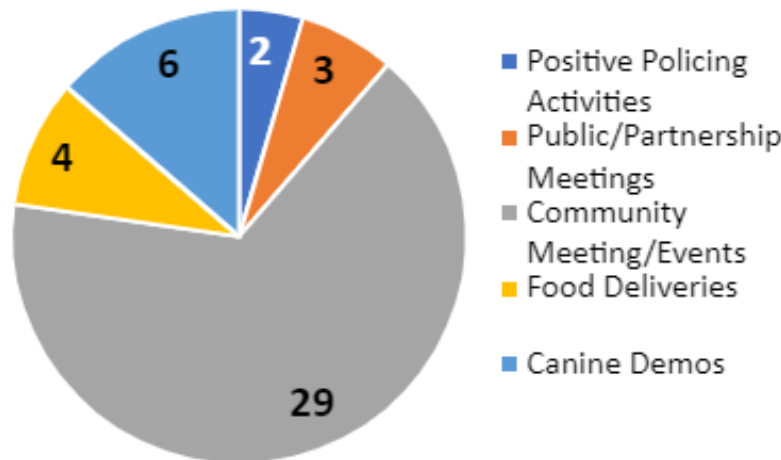
Community Engagement Activities		
Activity	#	hours
Positive Policing Activities	2	1.3
Public/Partnership Meetings	3	4.5
Community Meeting/Events	29	345.5
Food Deliveries	4	11
Canine Demos	6	27.25
TOTALS	44	389.55

Total Staff Participating in Community Engagement Activities this Quarter	Number	% of staff
	30	100%

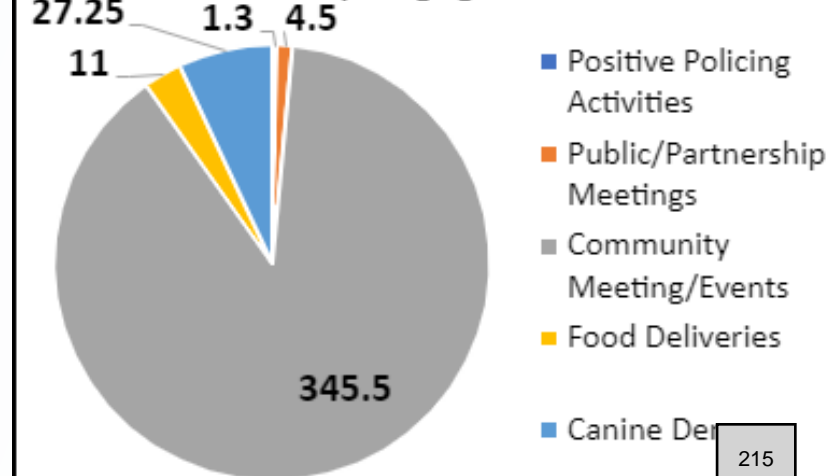
Staff Involved in Activities



Community Engagement Activities



Community Engagement Hours



Community Events/Activities

- Crafts with a Cop (10/3)
- National Walk to School Day (10/4)
- Home Depot Safety Event (10/7)
- Sportsplex First Responder Event (10/9)
- Governor's Highway Safety Event (10/12)
- School Field Trips to the Police Department (10/13, 10/20, 11/17)
- Hillsborough Elementary Fall Festival (10/14)
- Gateway Village Fall Festival (10/19)
- Hillsborough Police Department Halloween Event (10/27)
- Chapel Hill Halloween Event (10/28)
- Fairview Community Oktoberfest (10/28)
- Prescription Medication Drop Event (10/28)
- SECU Appreciation Day (11/3)
- Coffee with a Cop Event (11/14)
- Adopt with a Cop/Collaboration w/ O.C. Animal Services (12/8, 12/15, 12/22)
- Car Show/Toy Drive (12/9)
- Pathways Elementary First Responders Trust Program (12/12)
- Holiday Shop with a Cop (12/13)
- HPD Winter Wonderland Toy Giveaway (12/18)
- Meal Deliveries (10/6, 12/1, 12/21, 12/29)
- Canine Demonstrations (10/9, 10/13, 10/18, 11/14, 11/17, 11/28)

Positive Policing Activities

- An elderly subject needed help getting his stolen prescription replaced. He was assisted in getting a copy of a report and we helped get it faxed to the appropriate agency to save him the extra steps.
- On Christmas Eve, officers delivered meals to homeless citizens and those in

Community Engagement



Employee Accomplishments/Awards

Officer of the Year



Sergeant Scott Foster

Sergeant Foster received our annual Officer of the Year award. This award was selected by all his peers due to his outstanding performance and contributions to the community and our department.

Annual Community Engagement Award



Officer Madison Soltys

Officer Soltys received our annual community engagement award for her commitment to engaging and serving our community members as well as the connections and relationships she has built in her first year with our department.

Other Accomplishments/Awards:

- Investigator Gray and HPD Social Worker Savannah Gilliland completed Orange County's CIT program.
- Sergeant Senter graduated from the West Point Leadership Program hosted by Methodist University.



- Sergeant Corbett retired in October of 2023 after serving with the department for 20 years.
- Lieutenant Trimmer retired in December of 2023 after serving with the department for 17 years.