

Hillsborough Police Department

Quarterly Transparency Report

April – June 2023

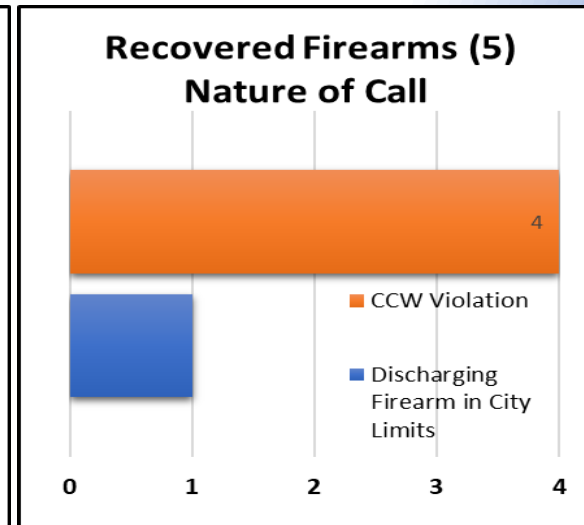
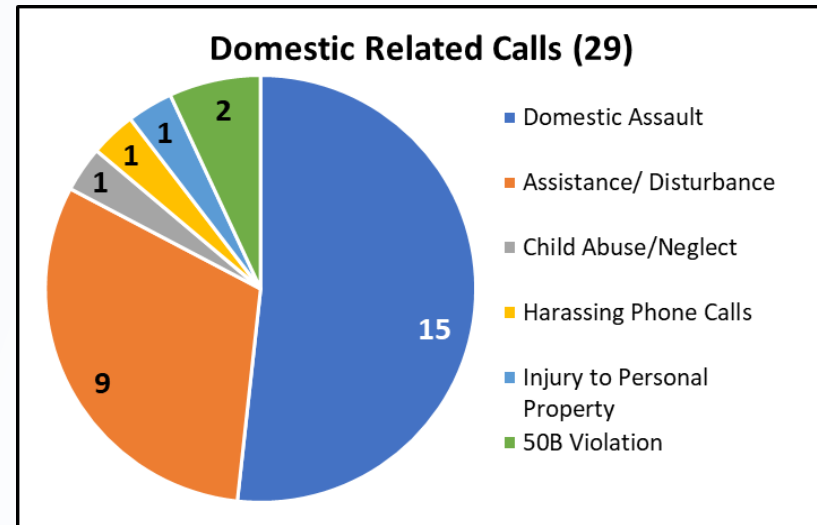
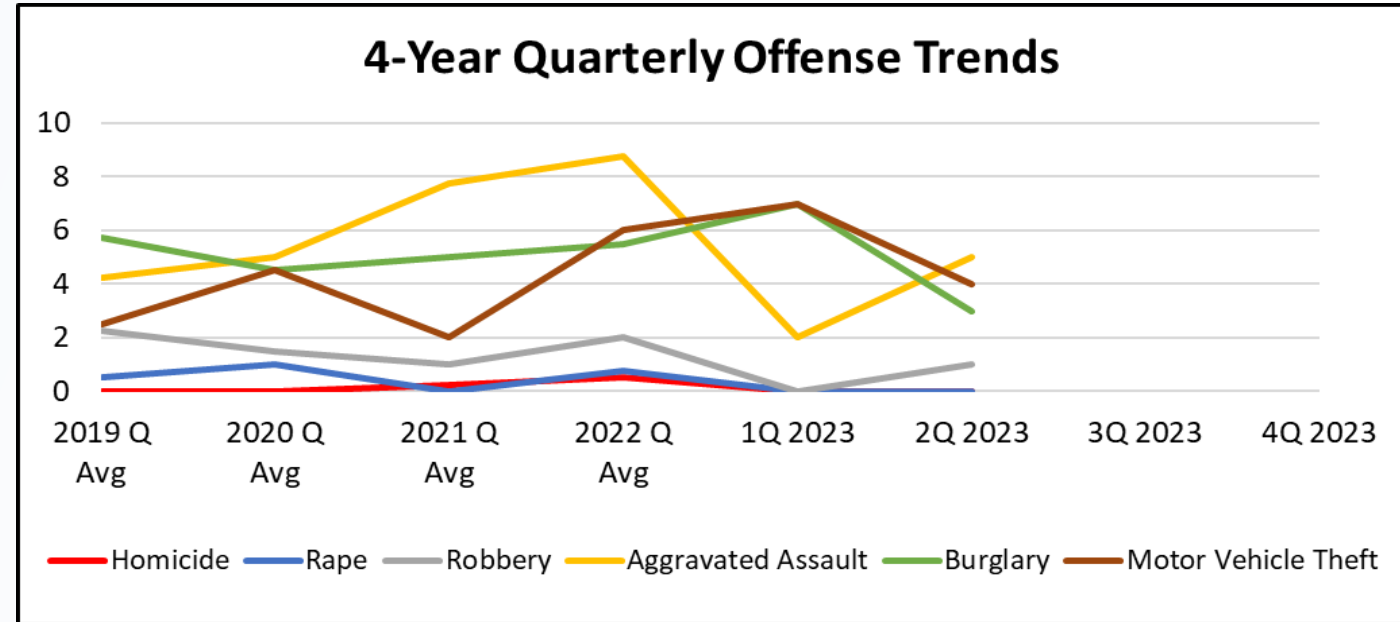


This report summarizes quarterly activity and data in the following areas:

- Reported Incidents and Crimes
- Arrest Data
- Internal Accountability
- Use of Force
- Mental Health Response
- Marijuana and Paraphernalia Enforcement
- Traffic Enforcement Focuses
- Traffic Stop Data
- Search Data
- Department Training
- Community Engagement
- Employee Accomplishments and Recognitions

Reported Incidents

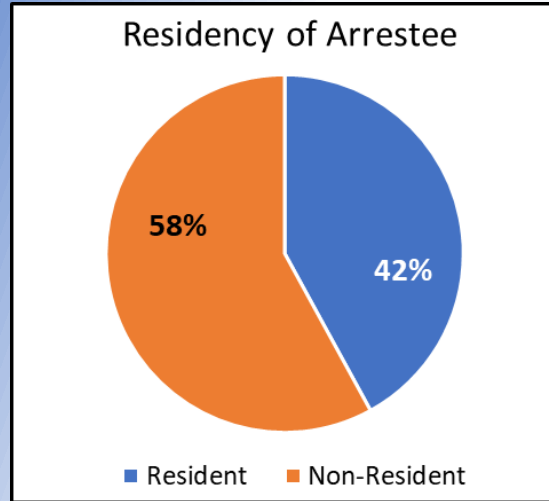
UCR Part 1 Reported Crimes	Jan-Mar	Apr-Jun	Jul-Sep	Oct-Dec	YTD
Homicide	0	0			0
Rape	0	0			0
Robbery	0	1			1
Aggravated Assault	2	5			7
Part 1 Violent Crimes Total	2	6			8
Burglary	7	3			10
Larceny/Theft	88	87			175
Motor Vehicle Theft	7	4			11
Part 1 Property Crimes Total	102	94			196
Other Offenses Reported	Jan-Mar	Apr-Jun	Jul-Sep	Oct-Dec	YTD
Drug Offenses	13	15			28
Simple Assault	24	24			48
Forgery/Counterfeit	0	3			3
Fraud	20	6			26
Embezzlement	3	2			5
Stolen Property	3	0			3
Vandalism	20	9			29
Prostitution	0	0			0
Other Sex Offenses	1	10			11
Gambling	0	0			0
Offense against family/child	0	1			1
DWI	4	4			8
Alcohol Violations	0	0			0
Disorderly Conduct	1	0			1



Note: Data is based on current reports in HPD system. Prior quarter's numbers may adjust as delayed reports are made.

Arrest Summary

HPD Officers made a total of 69 Criminal Arrests of individuals during this quarter, with a total of 150 separate charges.



Current Quarter Arrests					
	B	H	W	O	TOTAL
Custodial Arrest	11	2	9	0	22
Citation/Summons	10	1	11	1	23
Warrant Service	14	2	7	1	24
Total Arrests	35	5	27	2	69
Resident	12	2	13	2	29
Non-Resident	23	3	14	0	40

OCPAD	
Orange County Pre-Arrest Diversions	4
4 Larceny Incidents	

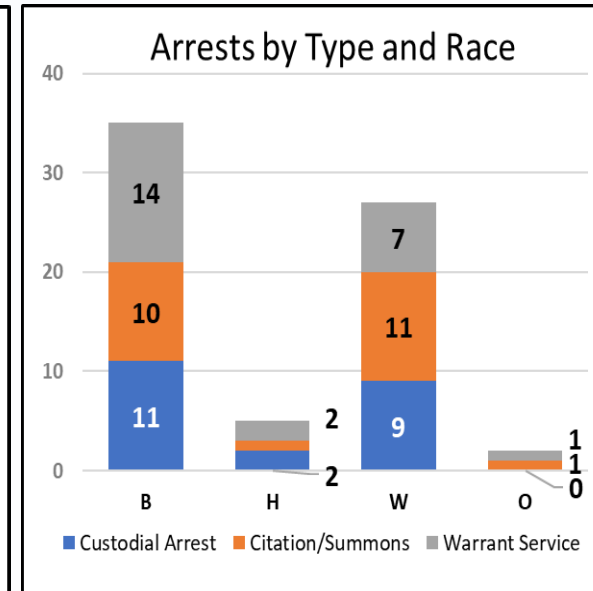
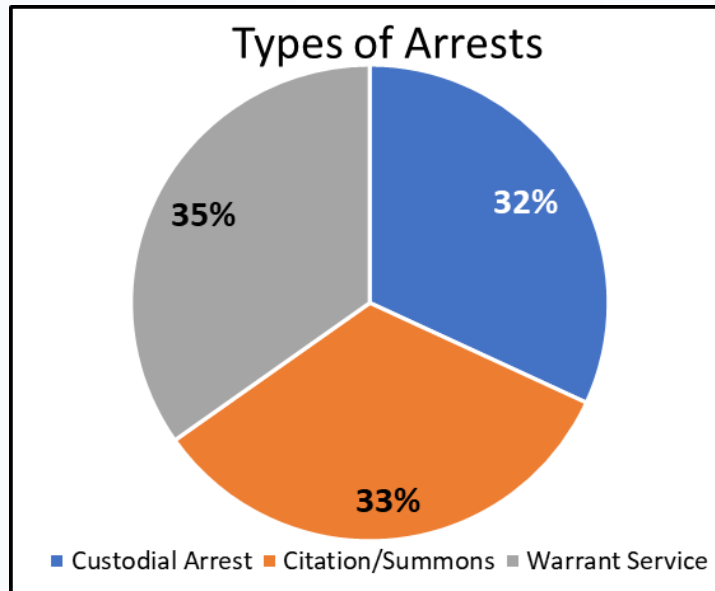
TOTAL OF ALL CHARGES	150
WARRANT SERVICE	51
LARCENY-MISDEMEANOR	12
POSSESSION OF DRUG PARAPHERNALIA	8
DRIVING WHILE IMPAIRED	7
LARCENY-SHOPLIFTING/CONCEALING MDSE	7
TRESPASSING-2ND DEGREE	6
LARCENY-ALL OTHER	5
OBTAIN PROPERTY BY FALSE PRETENSE	5
ALL OTHER OFFENCES	4
ASSAULT ON A FEMALE	4
CARRYING A CONCEALED WEAPON	4
RESIST DELAY OBSTRUCT	4
ASSAULT-SIMPLE	3
DISCHARGE WEAPONS (ORD. VIOLATION)	3
POSSESSION OF COCAINE	3
ALCOHOL VIOLATION	2
DRUG VIOLATION	2
LARCENY BY EMPLOYEE	2
LARCENY-FELONY	2
POSSESSION OF CONTROLLED SUBSTANCE	2
ALL OTHER DRUG VIOLATIONS	1
AWDW INFLECTING SERIOUS INJURY	1
AWIK INFLECTING SERIOUS INJURY	1
B&E TO A VEHICLE	1
BURGLARY	1
DWLR	1
INJURY TO REAL PROPERTY	1
LARCENY-SWITCHING PRICE TAG	1
MOTOR VEHICLE THEFT-AUTO	1
POSSESSION OF A STOLEN WEAPON	1
POSSESSION OF MARIJUANA	1
POSSESSION WITH INTENT TO SELL/DELIVER	1
SIMPLE ASSAULT-ALL OTHER	1
UNAUTHORIZED USE OF MOTOR VEHICLE	1

Definitions:

Custodial Arrests are typically on-view crimes for which an officer makes a physical arrest and takes the subject before a magistrate.

Warrant Service means an officer made a physical arrest for a previously existing warrant or order for arrest.

Citation/Summons means the offender was issued a citation or served a summons and was not physically taken into custody.



Internal Accountability

Internal Accountability Reviews

Use of Force Reviews	2
Complaints	3
Pursuit/Refuse to Stop	6
Internal/Admin	1
PEWS	1
Safety/Accident	0
TOTAL IA REVIEWS	13

2 Use of Force Reviews

1 Use of Force

- 1 *Physical (minor)*

1 Display of Force

- 1 *Taser*

HPD's review of 2 force-related incidents this quarter found that force of some type was used in 1 of the incidents and involved 1 subject and 2 officers.

Summary of Use of Force Incident

- Juvenile subject was escorted back into his residence after trying to run away. Officers grabbed the subject by the arms and walked him back into his house. (*Physical – minor*)

Details on Displays of Force

- A subject involved in a disturbance aggressively confronted an officer. The officer displayed their taser to gain compliance.

Summary of Complaints

- A citizen complained that an officer laughed and did nothing when he was involved in a verbal dispute (Not sustained).
- A citizen complained that an officer pulled out in front of them, cutting them off in the process (Not sustained).
- A citizen complained that an officer did not provide the service they expected of them by not responding to the scene of a suspicious conditions call (Not sustained).

Definitions:

Sustained – allegation found to be valid and the officer's actions were against policy or expectations.

Not Sustained – officer's actions were within policy and expectations, or there was insufficient evidence to prove or disprove the allegations.

Unfounded – Allegation was found to be baseless or untrue.

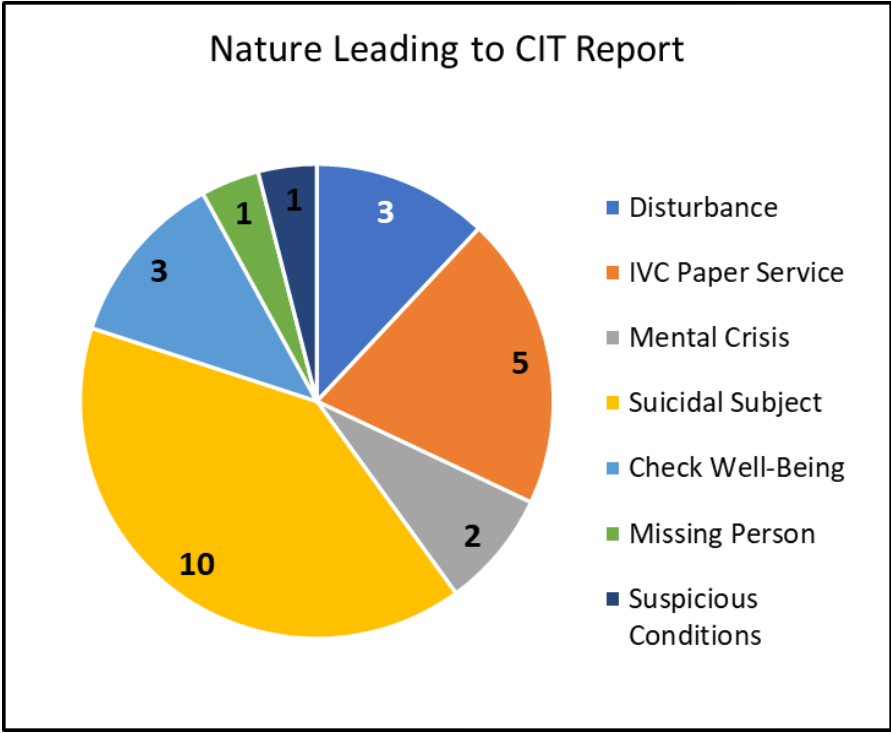
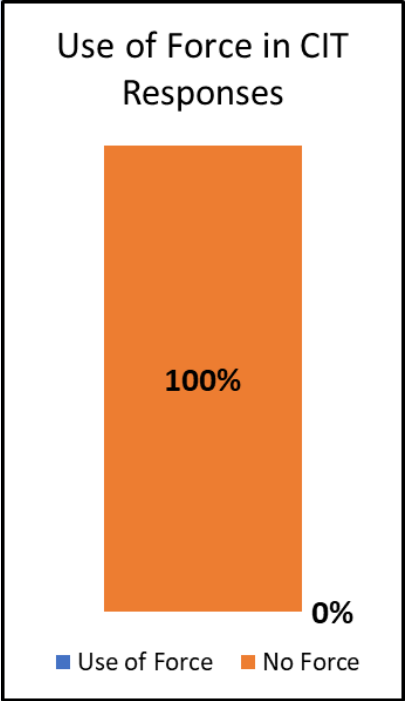
% of Arrests w/ Use of Force

Current Quarter		%
Total Arrests	69	0%
Arrests w/ UoF	0	
YTD		%
Total Arrests	140	2%
Arrests w/ UoF	3	

Mental Health/Crisis Response Calls

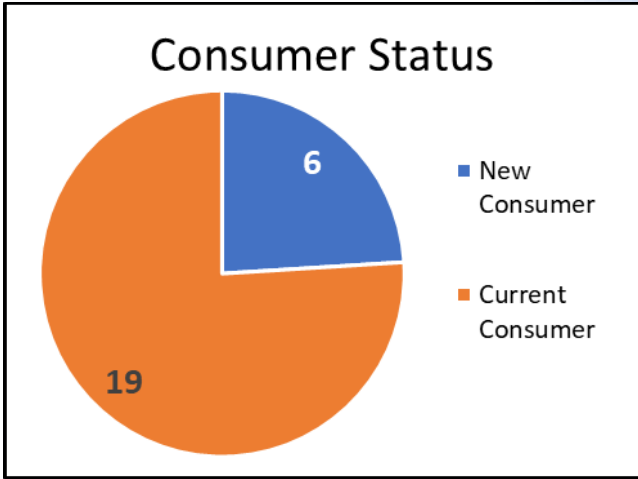
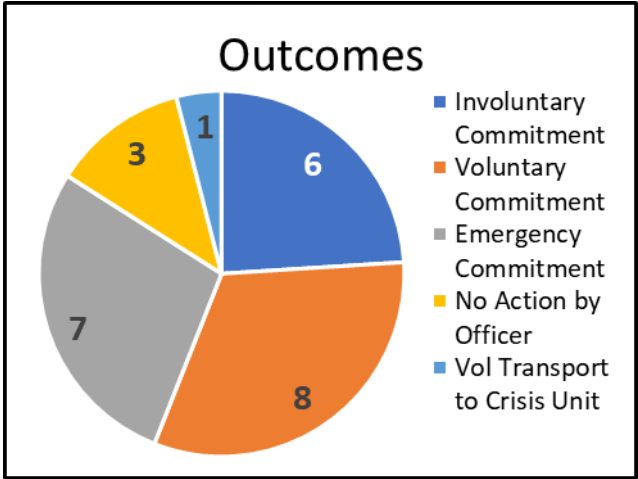
This section presents information on HPD responses to subjects having mental health issues or in crisis. The term “consumers” is used to describe these individuals. Data presented is based on reports in HPD’s records system.

Current Quarter	
<u>CIT Reports</u>	25
<u>Responses with Use of Force</u>	0
<u>Responses with Juvenile Consumer</u>	0



Details of Use of Force Situations:

- *There were no Use of Force Situations during mental health or crisis response calls this quarter.*



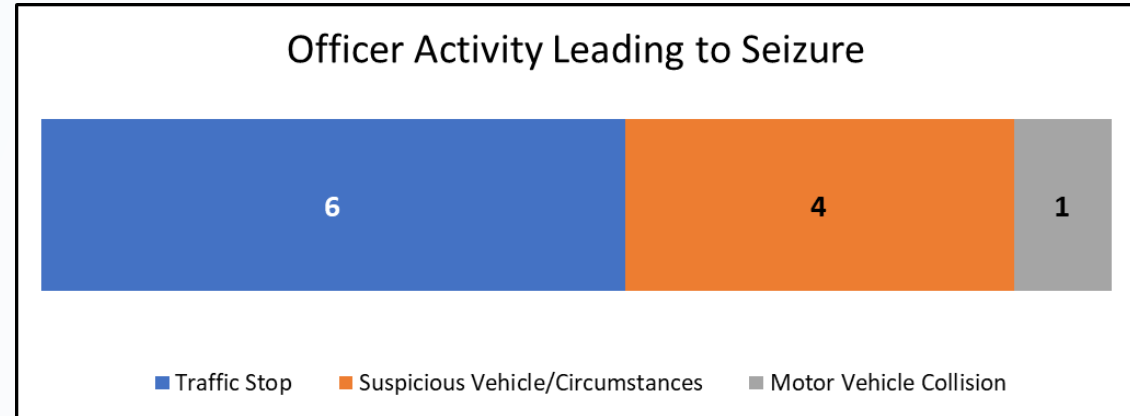
Multiple Reports: There were two adult consumers with multiple reports this period. Both consumers had two reports each.

Marijuana (Schedule VI) Seizures

This section presents information on seizures of marijuana (MJ) and marijuana-related paraphernalia (P).
Drugs and paraphernalia not related to marijuana are not included.

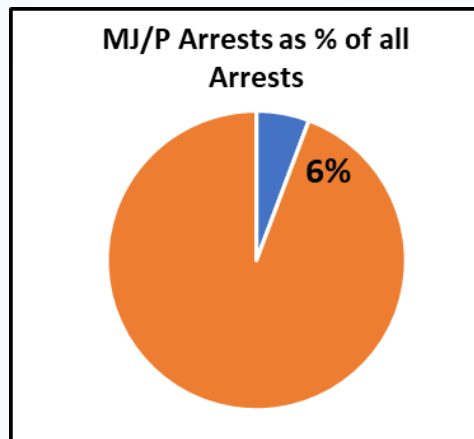
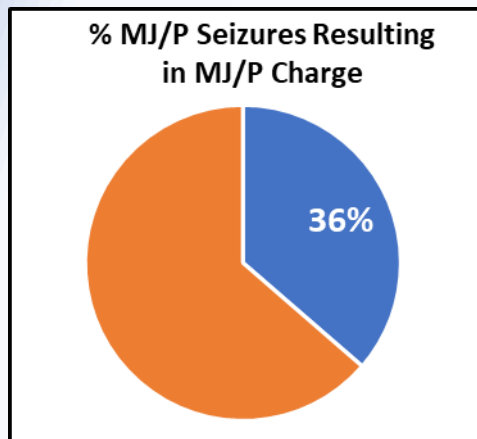
Current Quarter	
Individuals with MJ/P Seized	11
Disposition	
No Resulting MJ/P Charge	7
Referred to OCPAD	0
Charged with MJ/P Only	0
Charged MJ/P w/ other criminal charges	4

Demographics			
B	W	H	O
3	7	0	1
Disposition			
1	5	0	1
0	0	0	0
0	0	0	0
2	2	0	0



MJ/P Arrests as % of total arrests	
MJ/P Seizures	11
Arrests with MJ/P Charges	4
All Other Criminal Arrests	66

% MJ/P Seizure w/ arrest	MJ/P Arrests as % of all Arrests
36%	6%



Detail on cases Charged (4):

- Subject charged with MJ in addition to multiple fraud charges at WalMart
- Subject charged with MJ in addition to Methamphetamine
- Subject charged with concealed gun and Possession with Intent to Sell or Deliver MJ
- Subject charged with possession of cocaine paraphernalia and possession of MJ

Traffic Enforcement Efforts

The Hillsborough Police Department spends time focusing on traffic issues that are received directly from our citizens and as part of the statewide Governor's Highway Safety Program. HPD also incorporates locations where there have been accident trends as focus areas for enforcement efforts.

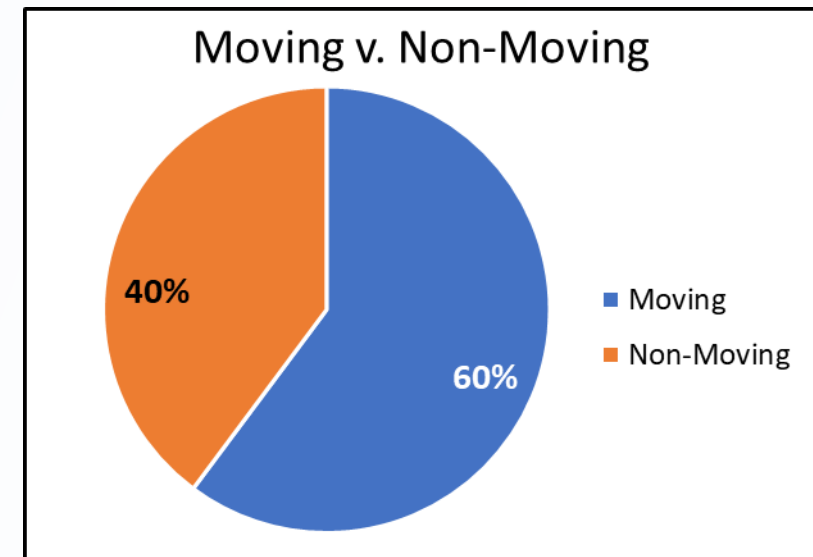
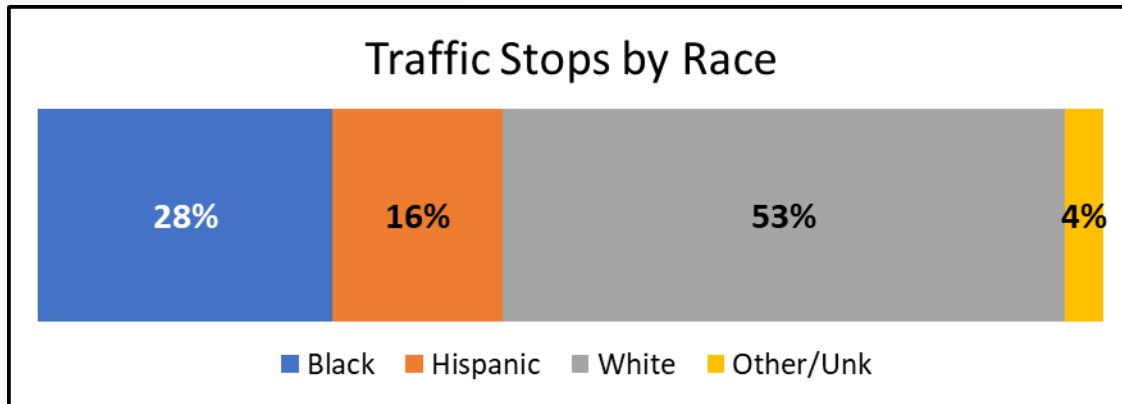
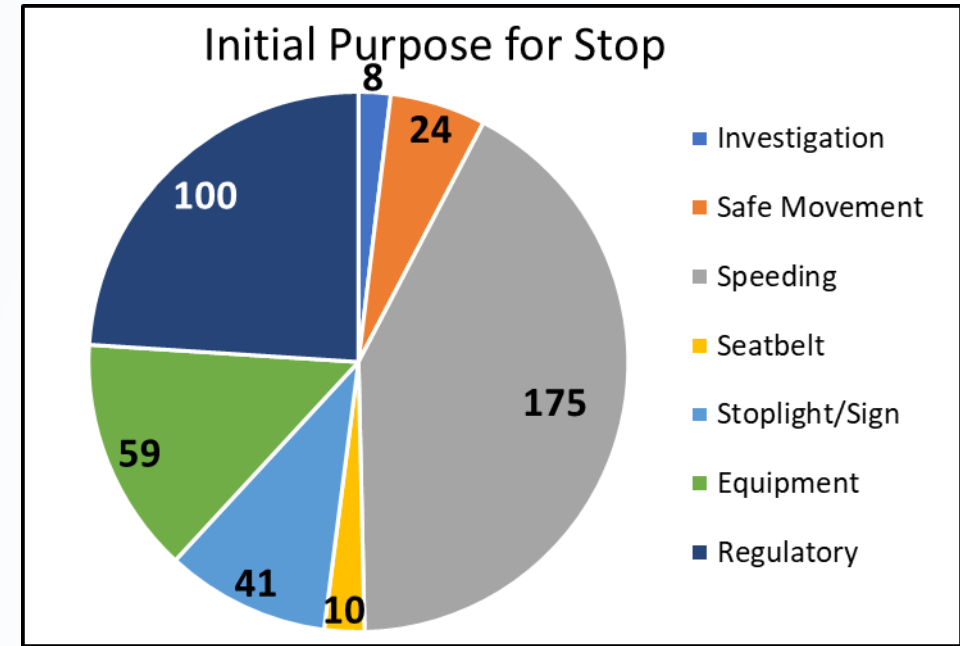
Local Complaints and Focus Areas			
Location	Complaint	Time Spent	Actions
Becketts Ridge	Speeding/Stop Signs	4 hrs, 15 min	8 Stops, 3 Cit, 4 VW, 1 WW
Cornwallis Hills	Stop Signs	4 hrs, 30 min	No Action
Fairview Community	Speeding/Stop Signs	1 hr, 30 min	No Action
Nash & Eno	Stop Signs	2 hrs, 15 min	5 Stops, 1 Cit, 3 VW, 1 WW
Lakeshore Dr.	Speeding	2 hrs	2 Stops, 2 Cit
West Hill Ave.	Speeding	4 hrs, 45 min	1 Stop, 1 WW
Forrest Ridge	Speeding/Stop Signs	2 hrs	No Action
S. Bellvue St.	Truck Route Violations	1 hr, 15 min	No Action
TOTALS		22 hrs, 30 min	16 Stops, 6 Cit, 3 WW, 7 VW

Cit=Citation
 WW=Written Warning
 VW=Verbal warning

Governor's Highway Safety Program Participation	
Campaigns	
Speed A Little Lose A Lot	10 traffic violation charges (1 DWI), 1 criminal charge
Memorial Day Click It or Ticket	17 traffic violation charges (5 DWIs), 8 criminal charges, 1 felony arrest
Non-Campaigns (Hillsborough Specific)	
Daytime Enforcement	11 hours, 10 Operations
Nighttime Enforcement	8 hours, 4 operations
Seatbelt Enforcement	1 hour, 1 operation

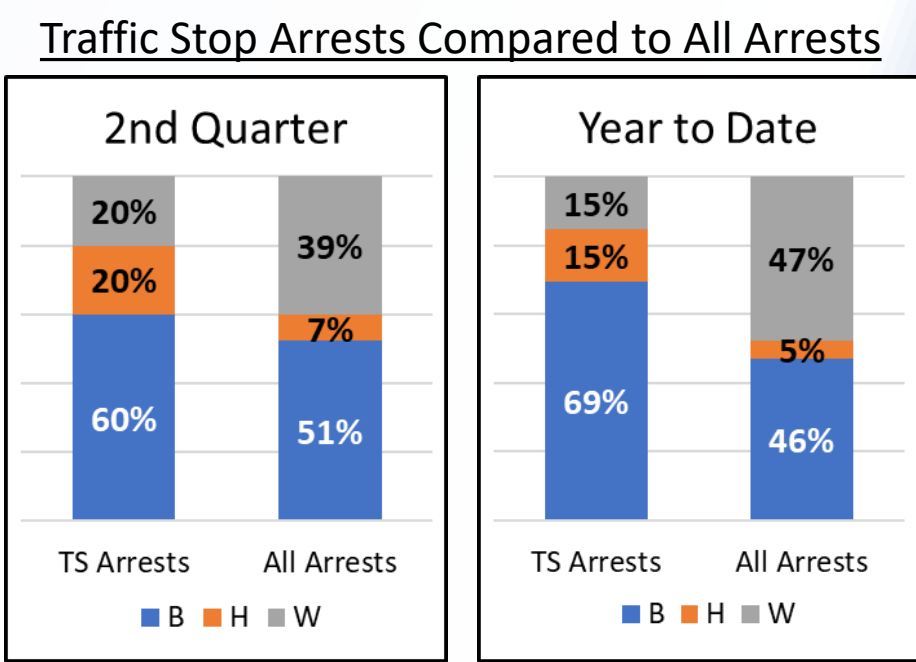
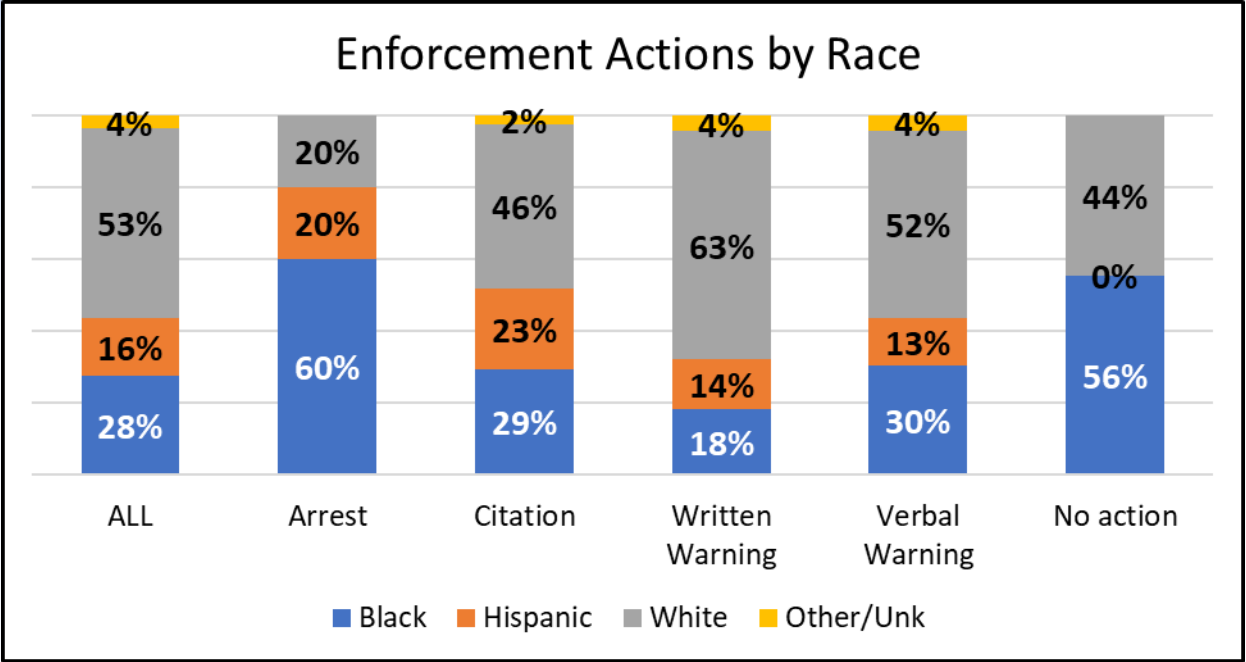
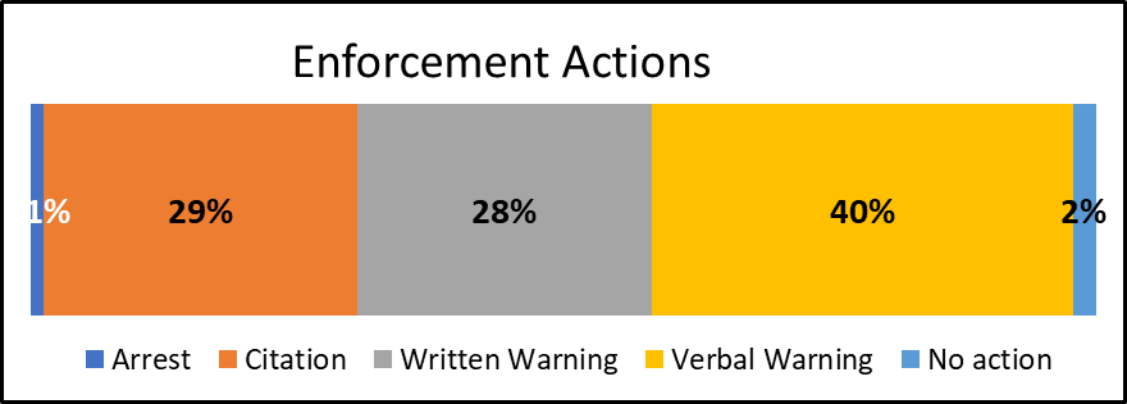
Traffic Stop Data (General)

Current Quarter	Traffic Stops and Initial Reason				
	Total	Black	Hispanic	White	Other/Unk
Total Traffic Stops	417	115	67	220	15
DWI	1	0	0	0	0
Investigation	8	3	1	4	0
Safe Movement	24	8	3	13	0
Speeding	175	42	29	97	7
Seatbelt	10	3	1	6	0
Stoplight/Sign	41	8	5	26	2
Equipment	59	27	9	19	4
Regulatory	99	24	19	55	2



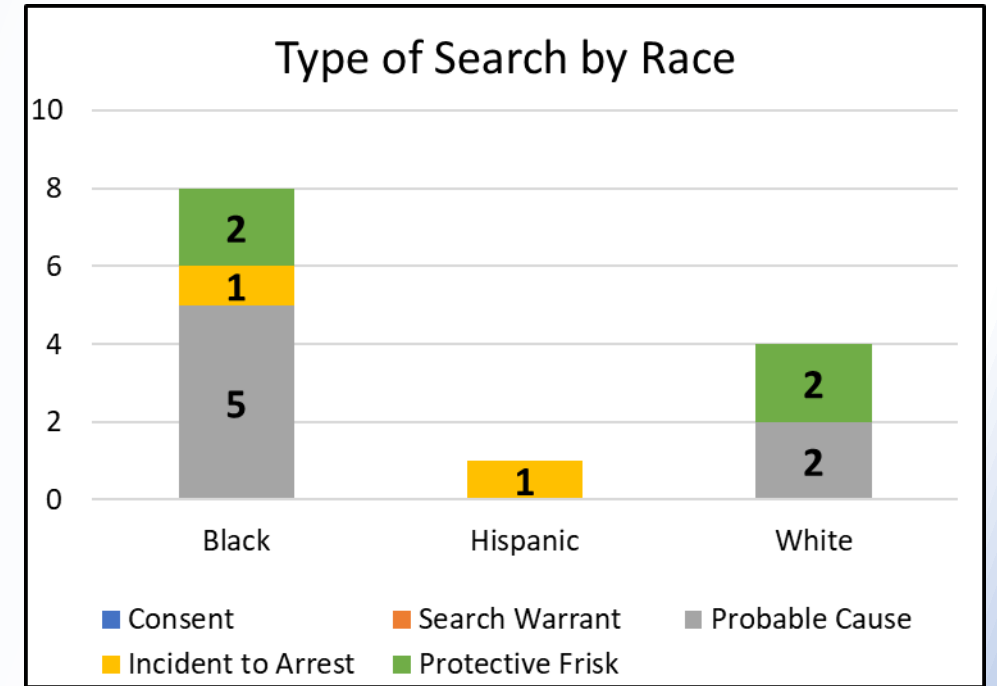
Traffic Stop Data (Enforcement)

Current Quarter	Enforcement				
	Total	Black	Hispanic	White	Other/Unk
All Enforcement	417	115	67	220	15
Arrest	5	3	1	1	0
Citation	123	36	28	56	3
Written Warning	115	21	16	73	5
Verbal Warning	165	50	22	86	7
No action	9	5	0	4	0

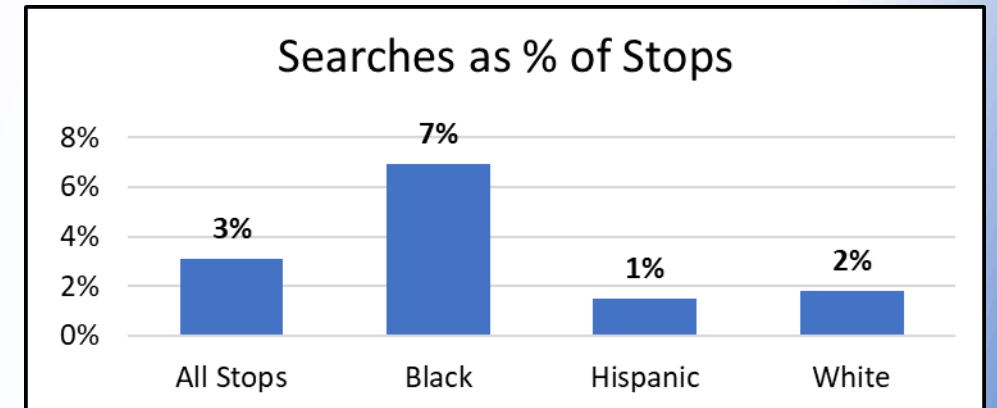


Search Data

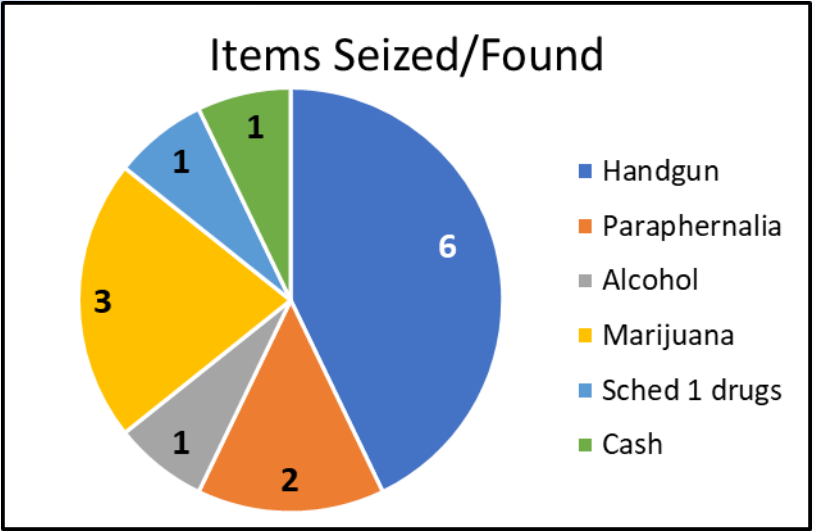
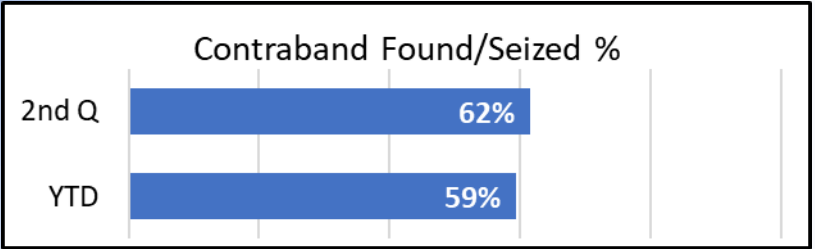
Current Quarter	Search Data – Search Types				
	Total	Black	Hispanic	White	Other/Unk
Total Traffic Stops	417	115	67	220	15
Total Searches	13	8	1	4	0
Consent	0	0	0	0	0
Search Warrant	0	0	0	0	0
Probable Cause	7	5	0	2	0
Incident to Arrest	2	1	1	0	0
Protective Frisk	4	2	0	2	0



Current Quarter	Search Data – Basis/Reason for Search				
	Total	Black	Hispanic	White	Other/Unk
Total Searches	13	8	1	4	0
Erratic/Suspicious Behavior	0	0	0	0	0
Observed suspected Contraband	9	6	0	3	0
Other Official Information	3	1	1	1	0
Suspicious Movements/Actions	0	0	0	0	0
Informant Tip	0	0	0	0	0
Multiple Basis Noted	1	1	0	0	0



Contraband Found?				
		Yes	No	Hit%
Total Searches	13	8	5	62%
Consent	0	0	0	na
Search Warrant	0	0	0	na
Probable Cause	7	5	2	71%
Incident to Arrest	2	0	2	0%
Protective Frisk	4	3	1	75%



Search Data (continued)

Search Details

- 2 searches were done after (incident to) an arrest.
- 4 searches were done as protective frisks.
 - 2 were after driver admitted they had a weapon in car
 - 1 was after officer observed a weapon
 - 1 was due to recent history of weapons charges
- 7 searches were based on Probable Cause
 - 2 were due to the driver admitting they had marijuana and/or paraphernalia in the car.
 - 3 were due to officer smelling marijuana and driver admitting to having it
 - 1 was due to officer smelling and then seeing marijuana
 - 1 was due to the officer seeing an open container

Of the 13 incidents with searches, 8 (61%) involved an arrest or criminal charge. Of those 8, only 6 involved charges connected with contraband found during the search. The other 2 arrests/charges were not connected with the search, or the search was done as a result of the arrest.

Department Training

Elective Trainings Completed

- Mendoza/Soltys - CIT (40 hours)
- Blackwell - General Instructor (101 hours)
- Darden - Close Quarters Handgun/Rifle (10 hours)
- Gregory - Police Law Institute (76 hours)
- West - Autism: What You Need to Know (2 hours)
- Lorensen - SFST (32 hours)
- Senter/St. Pierre/ West - Field Training Officer (40 hours)
- Burnette/Mendoza - Radar (40 hours)
- Evans/Mendoza - INTOX (35 hours)
- Evans/Mendoza - ASTD Training (7 hours)
- Simmons - Instructor Training Orientation (24 hours)
- Spragins - Robbery Response and Tactics (24 hours)
- St. Pierre - Patrol Rifle (24 hours)
- Felts - Credible Leadership Module 1 (100 hours)
- Chelenza - Background Investigations (16 hours)
- Jones - NCHIA Homicide Conference (40 hours)
- Phuong - Tint Meter (7 hours)
- Felts - National Instant Criminal Background Check System (9 hours)
- Simmons - De-Escalation & Communication Parts 1 and 2 (2 hours)
- Chestnut - FBI Executive Leadership Institute (40 hours)

Training Hours	1 st Q	2 nd Q	3 rd Q	4 th Q	YTD
Mandatory	402	388			790
Non-Mandatory	640	871			1511
Goal: >40 hrs/employee of non-mandated training annually					
Avg hrs/employee	21.3	29			50

Mandatory Training

- FEMA ICS 100 (1 hour, 4 employees)
- FEMA ICS 200 (1 hour, 4 employees)
- FEMA ICS 700 (1 hour, 4 employees)
- DCI Module 1 (1 hour, 1 employee)
- DCI General Inquiries (8 hours, 1 employee)
- DCI Module 7 (2 hours, 2 employees)
- Bloodborne Pathogens (1 hour, 3 employees)
- Personnel Guidelines 1 & 2 (2 hours, 3 employees)
- Firearms Training and Qualification Certification (1 hour, 4 employees)
- 2023 Firearms and Use of Force (4 hours, 30 employees)
- Accountability & Use of Force Report Writing (1 hour, 30 employees)
- Enhancing Community Policing (2 hours, 30 employees)
- Juvenile Justice Issues & Challenges (4 hours, 30 employees)
- ABLE Refresher (2 hours, 10 employees)
- POPAT Testing (1 hour, 30 employees)

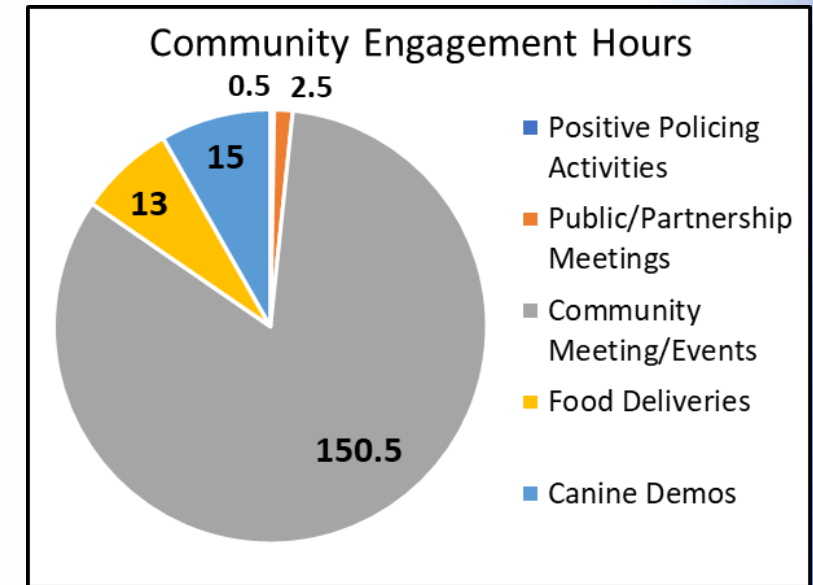
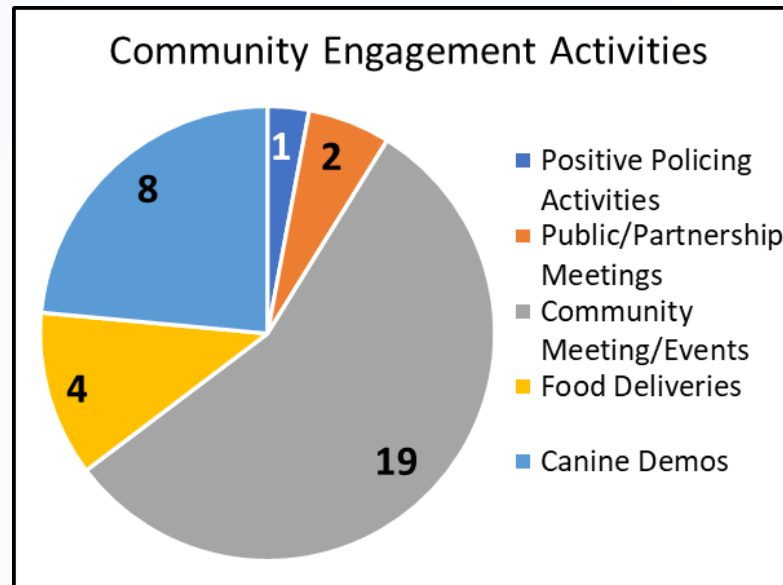
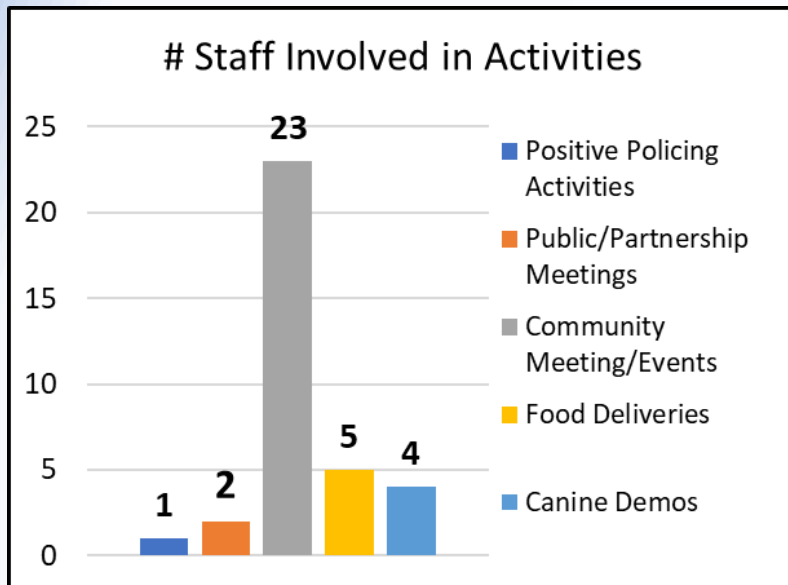
Community Engagement

Definitions

- Positive Policing Activity – Services and actions by officers that go beyond the typical definition of policing. This can include acts of kindness and service, helping with problems, and providing meals or support to community members.
- Public/Partnership Meetings – Meetings with an agenda focused on community issues that intersect with policing such as Board of Commissioners or Project Safe Kids meetings.
- Community Meetings/Events – Community-based activities organized by the department or the community where officers attend, collaborate and/or coordinate, such as community watch meetings or events like Fairview Live.
- Food Deliveries – Assisting with food delivery to Hillsborough residents with mobility challenges such as Meals on Wheels and Passmore Center food box deliveries.
- Canine Demos – Educational demonstrations put on by HPD canine teams.

Community Engagement Activities		
Activity	#	hours
Positive Policing Activities	1	0.5
Public/Partnership Meetings	2	2.5
Community Meeting/Events	19	150.5
Food Deliveries	4	13
Canine Demos	8	15
TOTALS	34	181.5

Total Staff Participating in Community Engagement Activities this Quarter	Number	% of staff
	23	77%




Community Engagement

Positive Policing Activities

- While patrolling his zone, an officer saw a child walking with his father in the Cornwallis Hills neighborhood. The officer stopped to talk with the child and his father. The child was excited that an officer took the time out of their day to stop and talk to him. He was even more ecstatic when the officer let him pick out a stuffed dragon from the collection of stuffed animals in his patrol car. The father advised they often see officers patrolling the area, who wave and smile, but they rarely have officers stop and talk to them, and they have never had an officer stop and offer them a stuffed animal. (4/17/2023)

Community Events/Activities

- DSS Wellness Event (4/11/2023)
- Operation Medicine Drop (4/15/2023)
- Fairview Community Watch Spring Fling (4/15/2023)
- First Responders Trust Program (4/18/2023)
- Sportsplex Family Fun Day (4/29/2023)
- Crafts with Seniors (5/05/2023)
- Child Protection Class (5/24/2023)
- SECU Fat Cat Camp Awards Ceremony (5/25/2023)
- Central Elementary Field Trip (5/25/2023)
- Special Olympics Torch Run (5/25/2023)
- Head Start Field Day (5/30/2023)
- K9 Demonstration (4/29/2023, 6/01/2023, 6/21/2023, 6/26/2023, 6/28/2023)
- Pathways Elementary Field Day (6/01/2023)
- HPD Sponsored Community Baby Shower Supply Drive (6/01/2023)
- Cameron Park Neighborhood Ice Cream Social (6/03/2023)
- Meal Box Deliveries (5/05/2023, 5/18/2023, 6/02/2023, 6/15/2023)



Employee Accomplishments/Awards

Officer of the Quarter



Investigator Van St. Pierre

Investigator St. Pierre is always working and helping others. He assists his team frequently and works with patrol when available. Van is known as a go-to guy and does it with a smile on his face.

Quarterly Community Engagement Award



Sergeant William Felts

Sergeant Felts is a frequent participant in our community events. He has organized and contributed to many events throughout this past quarter. His help with crafts with a cop and the prescription drug drop event was very helpful.

Advancement:

- Officer Vidal Morales was advanced to Police Officer 1st Class

Other Accomplishments/Awards:

- Lt. Scott Chestnut was awarded the Trilogy Award from FBI-LEEDA for completing their 3-course (100+ hour) leadership series.
- Officers Tyree Batson and Megan Carter graduated from BLET and were sworn into our Department.
- Officers Noelia Mendoza and Madison Soltys completed CIT training and earned their CIT pins and certificates.

